



## FFY 10 ARRIVALS 10/1-3/31/11

Report produced 4/26/11

Virginia has resettled 975 newly arrived refugees, asylees, Afghan and Iraqi special immigrant visa (SIV) holders, secondary migrants and victims of human trafficking through resettlement programs with contracts with the Virginia Department of Social Services during the first 6 months of federal fiscal year 2011 (FFY 11). The FFY 11 total compares to 1,011 total arrivals for the same time period of FFY 10. Included in the 975 total resettled in Virginia during this period there are 140 asylees (120, or 86 percent, have been resettled through the Catholic Charities of the Arlington Diocese Migration and Refugee Services); 39 SIVs, 54 secondary migrants and 5 trafficking victims. The new arrivals to Virginia represent 32 different countries.

Thirty percent of the FFY 11 arrivals resettled in northern Virginia. Eighteen percent resettled in Hampton Roads, 14 percent resettled in metropolitan Richmond, 13 percent resettled in Roanoke, 12 percent resettled in Charlottesville, nine percent in the Shenandoah Valley, and three percent in Fredericksburg. The countries of origin of the new FFY 11 arrivals are shown in the chart below.

<u>World Region</u>	<u>Number &amp; Percent</u>	<u>Country of Origin</u>
Asia	396 41%	Bhutan, Burma, China, Mongolia, Nepal, Russia
Middle East	319 33%	Afghanistan, Iran, Iraq, Kurdistan, Lebanon, Pakistan, Syria, Tajikistan, Uzbekistan, Yemen
Africa	186 19%	Burundi, Congo, Egypt, Eritrea, Ethiopia, Ghana, Rwanda, Sierra Leone, Somalia, Sudan, Uganda
Caribbean	61 6%	Cuba, Jamaica
Former Soviet Union	7 1%	Ukraine
Mexico	5 <1%	Mexico
South America	1 <1%	Venezuela

Sources: Virginia Newcomer Information System (VNIS) reports; Worldwide Refugee Processing System (WRAPS) reports.

Virginia Office of Newcomer Services  
Virginia Department of Social Services  
Division of Community & Volunteer Services  
801 E. Main St., Richmond VA 23219 [www.dss.virginia.gov/family/ons](http://www.dss.virginia.gov/family/ons)

**FFY 2011 (10/01/2010-9/30/2011)**  
**Virginia Refugee Resettlement Program Monthly Arrivals and New Cases**  
**March 2011**

	Reception & Placement Program (R&P)			New Cases				Total	%
	Refugees	Cuban/Haitian Entrants	R&P SIVs*	Asylees	SIVs* Other	Secondary Migrants**	Trafficking Victims		
BTB Northern VA	1	0	6	13	0	1	0	21	25%
BTB Fredericksburg	0	0	4	0	0	0	0	4	5%
IRC Charlottesville	18	0	0	0	0	0	0	18	22%
LSS / NCA Falls Church	1	0	0	4	0	0	0	5	6%
CCC Hampton	3	0	0	0	0	0	0	3	4%
CCC Richmond	4	0	0	0	0	0	0	4	5%
CCC Roanoke	12	0	0	0	0	4	0	16	19%
VCC Harrisonburg	8	0	0	1	0	0	0	9	11%
VCC Newport News	0	0	0	0	0	0	0	0	0%
VCC Richmond	3	0	0	0	0	0	0	3	4%
ECDC	0	0	0	0	0	0	0	0	0%
HIAS	0	0	0	0	0	0	0	0	0%
IRC northern Virginia	0	0	0	0	0	0	0	0	0%
KHRW	0	0	0	0	0	0	0	0	0%
	50	0	10	18	0	5	0	83	100%

FFY 2011 Year to Date Arrivals (10/01/2010-10/31/2011)		
R&P Refugees	737	76%
Cuban/Haitian Entrants	0	0%
R&P SIVs	33	3%
Asylees	140	14%
SIVs Other	6	1%
Secondary Migrants	54	6%
Trafficking Victims	5	1%
<b>TOTAL</b>	<b>975</b>	<b>100%</b>

\* SIVs are special immigrant visa holders from Afghanistan and Iraq

\* Secondary migrants are refugees, SIVs, entrants, SIVs, asylees who have moved to Virginia from another state

FFY 2010 YTD Comparison: 10/01/09 - 3/31/10: 1011 total arrivals

Source: VNIS/RSP Monthly Reports/WRAPS reports

Report produced 4/18/11

OFFICE OF NEWCOMER SERVICES

Year-to-Date Arrivals and New Case for FFY 2011 (10/01/2010 - 09/30/2011)

	OCT	NOV	DEC	JAN	FEB	MAR	APR	MAY	JUN	JUL	AUG	SEP	TOTAL	%
<b>By PROGRAM</b>														
BTB NoVA	54	38	29	26	28	21	0	0	0	0	0	0	196	20%
BTB Fredericksburg	4	5	0	12	6	4	0	0	0	0	0	0	31	3%
IRC Charlottesville	14	31	6	22	27	18	0	0	0	0	0	0	118	12%
LSS/NCA Falls Church	10	28	16	25	7	5	0	0	0	0	0	0	91	9%
CCC Hampton	26	4	31	14	7	3	0	0	0	0	0	0	85	9%
CCC Richmond	9	9	3	14	19	4	0	0	0	0	0	0	58	6%
CCC Roanoke	13	28	7	27	37	16	0	0	0	0	0	0	128	13%
VCC Harrisonburg	10	17	6	26	15	9	0	0	0	0	0	0	83	9%
VCC Newport News	23	21	10	27	14	0	0	0	0	0	0	0	95	10%
VCC Richmond	16	17	9	12	25	3	0	0	0	0	0	0	82	8%
ECDC	0	0	0	0	0	0	0	0	0	0	0	0	0	0%
HIAS	0	0	0	0	0	0	0	0	0	0	0	0	0	0%
IRC-NoVA	0	0	0	0	0	0	0	0	0	0	0	0	0	0%
KHRW	0	0	0	4	4	0	0	0	0	0	0	0	8	1%
<b>Total:</b>	<b>179</b>	<b>198</b>	<b>117</b>	<b>209</b>	<b>189</b>	<b>83</b>	<b>0</b>	<b>0</b>	<b>0</b>	<b>0</b>	<b>0</b>	<b>0</b>	<b>975</b>	<b>99%</b>

<b>By WORLD REGION</b>														
Africa - East	40	18	26	28	41	13	0	0	0	0	0	0	166	17%
Africa - Central/South	4	0	0	5	6	1	0	0	0	0	0	0	16	2%
Africa - West	1	1	0	2	0	0	0	0	0	0	0	0	4	0%
Asia - North	5	1	3	2	2	4	0	0	0	0	0	0	17	2%
Asia - South/East	61	84	40	76	82	36	0	0	0	0	0	0	379	39%
Caribbean	8	11	14	18	5	5	0	0	0	0	0	0	61	6%
Europe	0	0	0	0	0	0	0	0	0	0	0	0	0	0%
Former Soviet Union	0	0	0	7	0	0	0	0	0	0	0	0	7	1%
Middle East	56	83	34	71	52	23	0	0	0	0	0	0	319	33%
South America	0	0	0	0	0	1	0	0	0	0	0	0	1	0%
Mexico & Central America:	4	0	0	0	1	0	0	0	0	0	0	0	5	1%
Other	0	0	0	0	0	0	0	0	0	0	0	0	0	0%
<b>Total:</b>	<b>179</b>	<b>198</b>	<b>117</b>	<b>209</b>	<b>189</b>	<b>83</b>	<b>0</b>	<b>0</b>	<b>0</b>	<b>0</b>	<b>0</b>	<b>0</b>	<b>975</b>	<b>100%</b>

<b>By VA RESETTLEMENT AREAS</b>														
Central	25	26	12	26	44	7	0	0	0	0	0	0	140	14%
Northern VA	64	66	45	55	39	26	0	0	0	0	0	0	295	30%
Piedmont	14	31	6	22	27	18	0	0	0	0	0	0	118	12%
Rappahannock	4	5	0	12	6	4	0	0	0	0	0	0	31	3%
Southwest	13	28	7	27	37	16	0	0	0	0	0	0	128	13%
Hampton Roads	49	25	41	41	21	3	0	0	0	0	0	0	180	18%
Shenandoah Valley	10	17	6	26	15	9	0	0	0	0	0	0	83	9%
<b>Total:</b>	<b>179</b>	<b>198</b>	<b>117</b>	<b>209</b>	<b>189</b>	<b>83</b>	<b>0</b>	<b>0</b>	<b>0</b>	<b>0</b>	<b>0</b>	<b>0</b>	<b>975</b>	<b>100%</b>

Cumulative year-to-date totals for BTB, RIS, VCC all offices:

BTB	227	30%
CCC	271	36%
VCC	260	34%
<b>TOTAL</b>	<b>758</b>	<b>100%</b>

Source: VNIS/RSP Monthly Arrival Reports/WRAPS other report prepared 4/18/11

W:\newcomer services\ARRIVALS\FY 2011\ffy\_11\_cumulative\_charts.xls

Arrivals include refugees, asylees, Cuban/Haitian entrants, Secondary Migrants, Special Immigrant Visa holders (SIV), victims of human trafficking

**BTB northern VA Offices**  
**FFY 11 Arrivals and New Cases by Country of Origin & Refugee Type**  
**10/01/10 – 3/31/11**

Iraq	47	Refugees	60
Ethiopia	45	Asylees	120
Iran	6	SIVs other	2
Burma	4	Secondary Migrants	8
Bhutan	3	R&P SIVs	6
Pakistan	4	Cuban Entrants	0
Somalia	10	<u>Trafficking Victims</u>	<u>0</u>
Eritrea	29	<b>TOTAL</b>	<b>196</b>
China	11		
Afghanistan	12		
Egypt	3		
Ghana	2		
Lebanon	1		
Sudan	3		
Syria	3		
Yemen	1		
Cuba	5		
Congo	1		
Mongolia	1		
Rwanda	1		
Uganda	1		
Nepal	1		
Uzbekistan	1		
<u>Venezuela</u>	<u>1</u>		
<b>TOTAL</b>	<b>196</b>		

**BTB Fredericksburg Office**  
**FFY 11 Arrivals and New Cases by Country of Origin & Refugee Type**  
**10/01/10 – 3/31/11**

Bhutan	7	Refugees	27
Burundi	5	SIVs other	0
Iraq	15	R&P SIVs	4
<u>Afghanistan</u>	<u>4</u>	Secondary Migrants	0
<b>TOTAL</b>	<b>31</b>	Cuban Entrants	0
		<u>Trafficking Victims</u>	<u>0</u>
		<b>TOTAL</b>	<b>31</b>

**Total BTB Offices: 227**

*Report produced 4/26/11 Sources: VNIS, WRAPS, BTB Arrival Reports*

**CCC Hampton Office**  
**FFY 10 Arrivals and New Cases by Country of Origin & Refugee Type**  
**10/01/10 – 3/31/11**

Iraq	9	Refugees	80
Bhutan	48	Cuban Entrants	0
Burma	23	R&P SIVs	0
Cuba	1	Asylees	0
Ethiopia	1	SIVs other	0
Iran	3	Secondary Migrants	5
<u>TOTAL</u>	<u>85</u>	<u>Trafficking Victims</u>	<u>0</u>
		<b>TOTAL</b>	<b>85</b>

**CCC Richmond Office**  
**FFY 10 Arrivals and New Cases by Country of Origin & Refugee Type**  
**10/01/10 – 3/31/11**

Bhutan	45	Refugees	51
Iraq	2	Cuban Entrants	0
Burma	3	R&P SIVs	0
Jamaica	1	Asylees	2
Eritrea	1	SIVs other	0
Uzbekistan	1	Secondary Migrants	0
Mexico	5	<u>Trafficking Victims</u>	<u>5</u>
<u>TOTAL</u>	<u>58</u>	<b>TOTAL</b>	<b>58</b>

**CCC Roanoke Office**  
**FFY 10 Arrivals and New Cases by Country of Origin & Refugee Type**  
**10/01/10 – 3/31/11**

Bhutan	78	Refugees	105
Iraq	20	Cuban Entrants	0
Cuba	17	R&P SIVs	0
Burma	7	Asylees	0
Somalia	1	SIVs other	0
Congo	5	Secondary Migrants	23
<u>TOTAL</u>	<u>128</u>	<u>Trafficking Victims</u>	<u>0</u>
		<b>TOTAL</b>	<b>128</b>

**TOTAL CCC OFFICES: 271**

*Report produced 4/26/11 Sources: VNIS, WRAPS, CCC Arrival Reports*

**IRC Charlottesville Office**  
**FFY 11 Arrivals and New Cases by Country of Origin & Refugee Type**  
**10/01/10 – 3/31/11**

<b>Bhutan</b>	<b>48</b>	<b>Refugees</b>	<b>110</b>
<b>Iraq</b>	<b>25</b>	<b>Cuban Entrants</b>	<b>0</b>
<b>Congo</b>	<b>4</b>	<b>R&amp;P SIVs</b>	<b>3</b>
<b>Burundi</b>	<b>3</b>	<b>Asylees</b>	<b>1</b>
<b>Burma</b>	<b>32</b>	<b>SIVs other</b>	<b>2</b>
<b>Afghanistan</b>	<b>5</b>	<b>Secondary Migrants</b>	<b>2</b>
<b>Iran</b>	<b>1</b>	<b>Trafficking Victims</b>	<b>0</b>
<b>TOTAL</b>	<b>118</b>	<b>TOTAL</b>	<b>118</b>

*Report produced 4/26/11 Sources: VNIS, WRAPS, IRC Arrival Reports*

**LSS/NCA Falls Church Office**  
**FFY 11 Arrivals and New Cases by Country of Origin & Refugee Type**  
**10/01/10 – 3/31/11**

<b>Iraq</b>	<b>37</b>	<b>Refugees</b>	<b>60</b>
<b>Iran</b>	<b>13</b>	<b>Cuban Entrants</b>	<b>0</b>
<b>Afghanistan</b>	<b>7</b>	<b>R&amp;P SIVs</b>	<b>13</b>
<b>China</b>	<b>1</b>	<b>Asylees</b>	<b>16</b>
<b>Ethiopia</b>	<b>9</b>	<b>SIVs other</b>	<b>1</b>
<b>Sierra Leone</b>	<b>2</b>	<b>Secondary Migrants</b>	<b>1</b>
<b>Eritrea</b>	<b>6</b>	<b>Trafficking Victims</b>	<b>0</b>
<b>Somalia</b>	<b>5</b>	<b>TOTAL</b>	<b>91</b>
<b>Congo</b>	<b>1</b>		
<b>Tajikstan</b>	<b>1</b>		
<b>Pakistan</b>	<b>6</b>		
<b>Sudan</b>	<b>1</b>		
<b>Bhutan</b>	<b>1</b>		
<b>Egypt</b>	<b>1</b>		
<b>TOTAL</b>	<b>91</b>		

*Report produced 4/26/11 Sources: VNIS, WRAPS, LSS/NCA Arrival Reports*

**VCC Harrisonburg Office**  
**FFY 10 Arrivals and New Cases by Country of Origin & Refugee Type**  
**10/01/10 – 3/31/11**

Iraq	59	Refugees	65
Eritrea	8	Cuban Entrants	0
Ukraine	7	R&P SIVs	2
Cuba	6	Asylees	1
Russia	2	SIVs other	0
<u>Ethiopia</u>	<u>1</u>	Secondary Migrants	15
<b>TOTAL</b>	<b>83</b>	<u>Trafficking Victims</u>	<u>0</u>
		<b>TOTAL</b>	<b>83</b>

**VCC Newport News Office**  
**FFY 10 Arrivals and New Cases by Country of Origin & Refugee Type**  
**10/01/10 – 3/31/11**

Cuba	30	Refugees	90
Bhutan	45	Cuban Entrants	0
Iraq	16	R&P SIVs	4
Burma	1	Asylees	0
Eritrea	1	SIVs other	1
<u>Russia</u>	<u>2</u>	Secondary Migrants	0
<b>TOTAL</b>	<b>95</b>	<u>Trafficking Victims</u>	<u>0</u>
		<b>TOTAL</b>	<b>95</b>

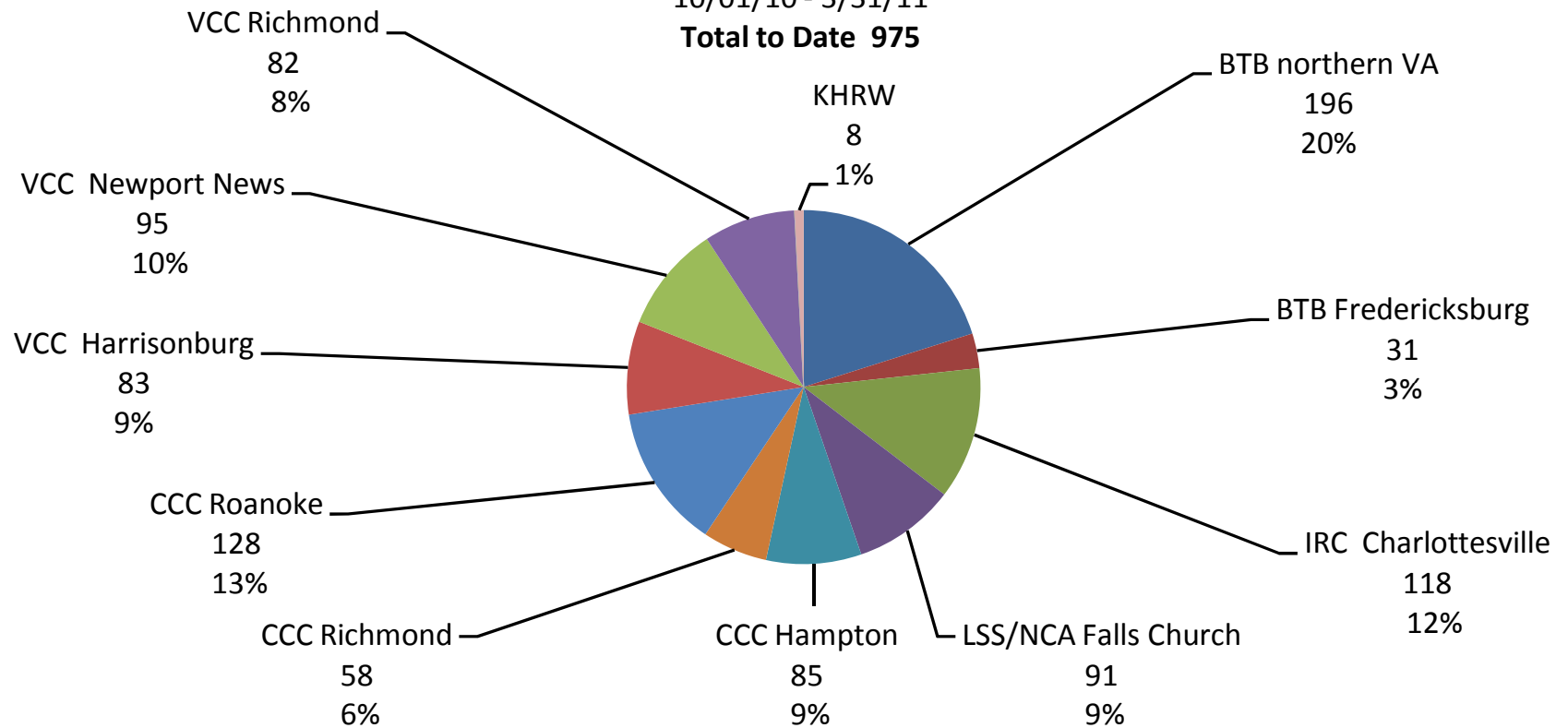
**VCC Richmond Office**  
**FFY 10 Arrivals and New Cases by Country of Origin & Refugee Type**  
**10/01/10 – 3/31/11**

Bhutan	45	Refugees	82
Ethiopia	4	Cuban Entrants	0
Iraq	15	R&P SIVs	0
Eritrea	6	Asylees	0
Somalia	7	SIVs other	0
Sudan	4	Secondary Migrants	0
<u>Iran</u>	<u>1</u>	<u>Trafficking Victims</u>	<u>0</u>
<b>TOTAL</b>	<b>82</b>	<b>TOTAL</b>	<b>82</b>

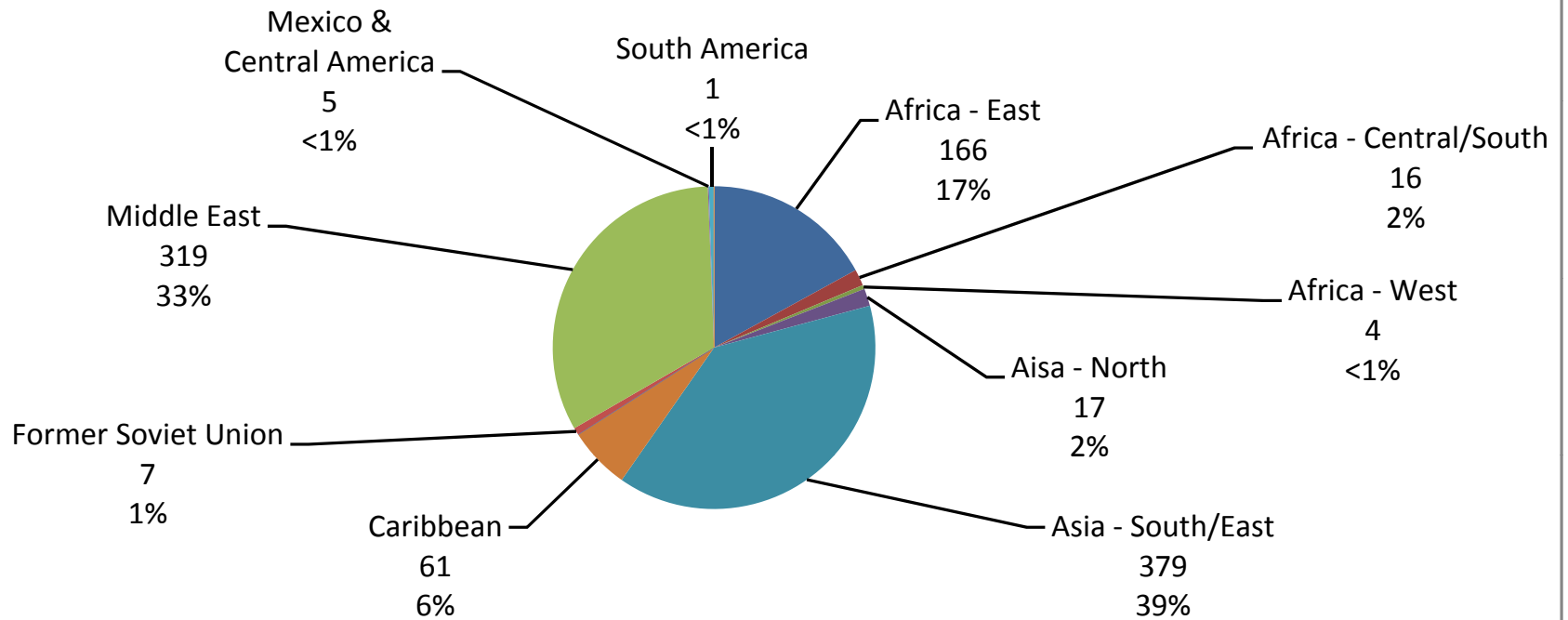
**TOTAL VCC OFFICES: 260**

*Report produced 4/26/11 Sources: VNIS, WRAPS, VCC Arrival Reports*

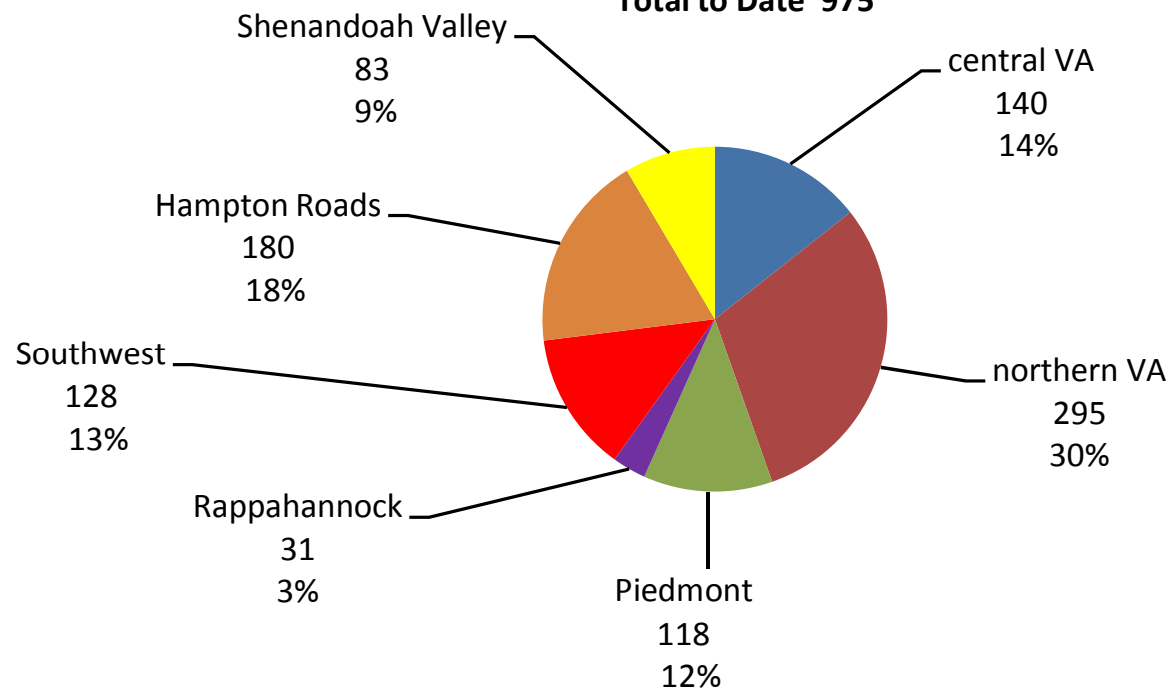
**FFY 2011**  
**Virginia Refugee Resettlement Program**  
**Arrivals and New Cases by Program**  
(refugees, asylees, Cuban/Haitian entrants, trafficking victims,  
SIVs, secondary migrants)  
10/01/10 - 3/31/11  
**Total to Date 975**



**FFY 2011**  
**Virginia Refugee Resettlement Program**  
**Arrivals and New Cases by World Region**  
 (refugees, asylees, Cuban/Haitian entrants, trafficking victims,  
 SIVs, secondary migrants)  
 10/01/10 - 3/31/11  
**Total to Date 975**



**FFY 2011**  
**Virginia Refugee Resettlement Program**  
**Arrivals and New Cases by Resettlement Area**  
(refugees, asylees, Cuban/Haitian entrants, trafficking victims,  
SIVs, secondary migrants)  
10/01/10 - 3/31/11  
**Total to Date 975**



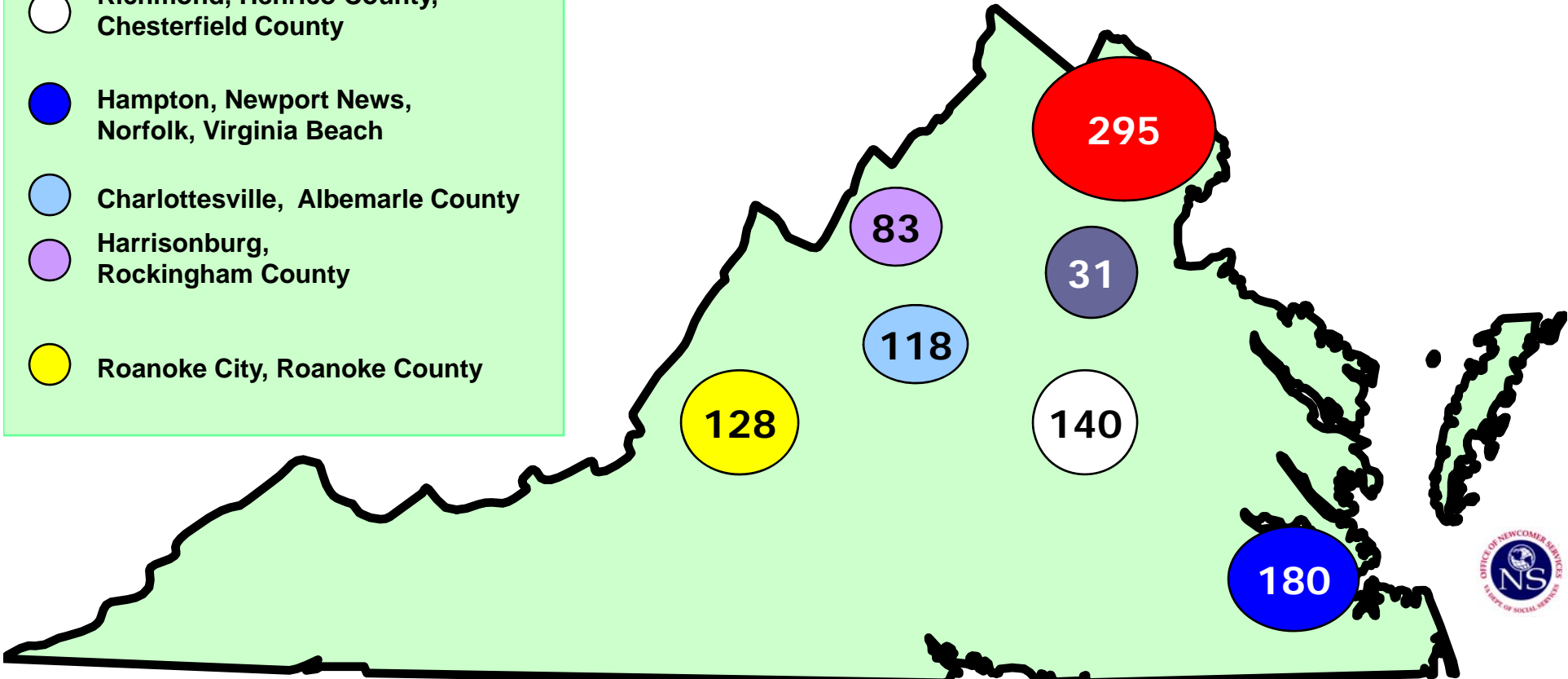
# OFFICE OF NEWCOMER SERVICES VIRGINIA DEPARTMENT OF SOCIAL SERVICES REFUGEE ARRIVALS & NEW CASES BY AREAS of REFUGEE RESETTLEMENT

YEAR TO DATE FFY 2011 (10/1/10 – 3/31/11)  
TOTAL: 975

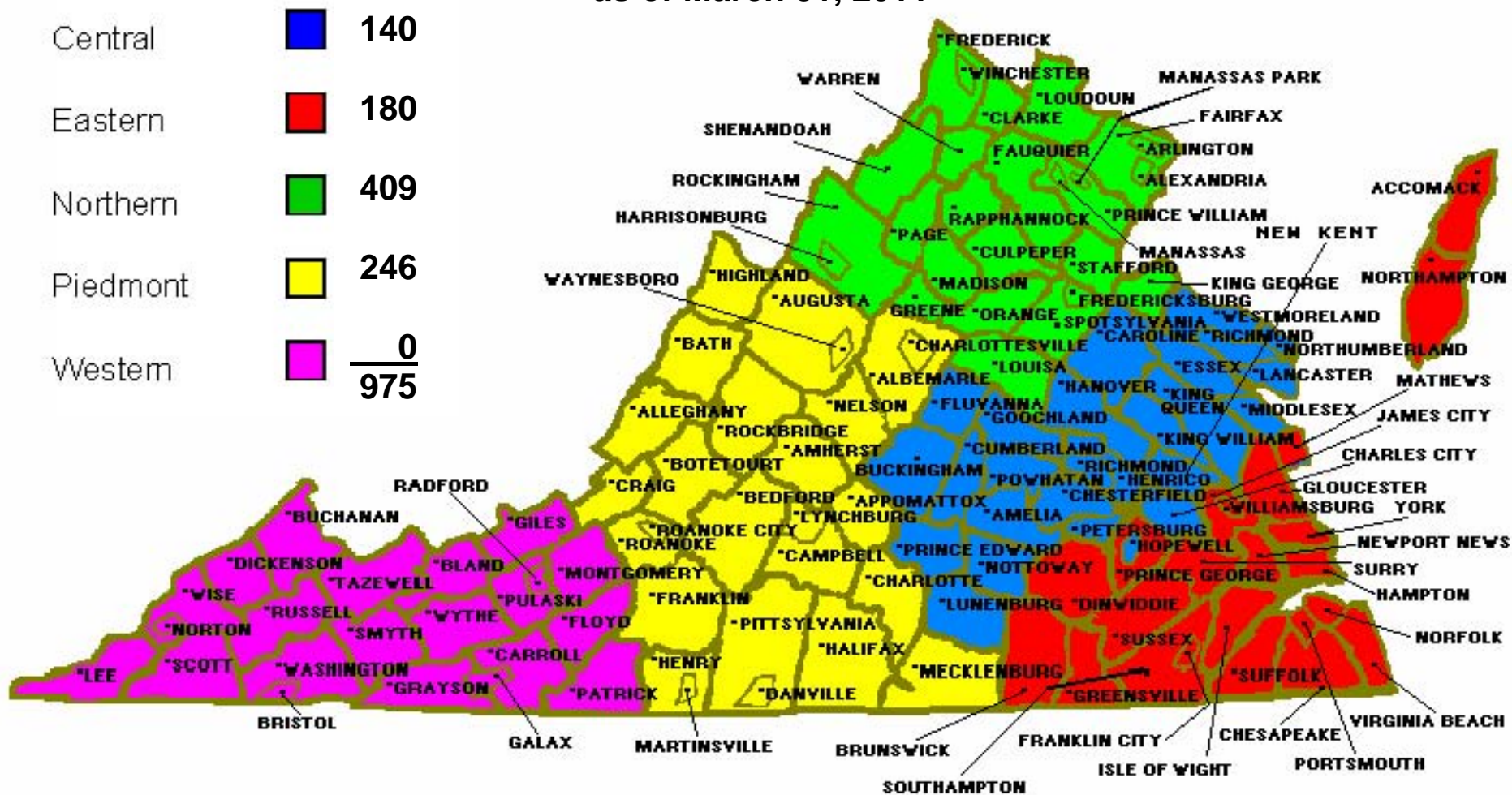
*(Includes refugees, asylees, Cuban/Haitian entrants,  
secondary migrants, special immigrant visa holders  
trafficking victims)*

*Sources: VNIS/WRAPS/Provider Reports*

- Alexandria, Arlington, Fairfax County, Falls Church, Loudoun County, Manassas Park, Prince William County
- Fredericksburg, Stafford County
- Richmond, Henrico County, Chesterfield County
- Hampton, Newport News, Norfolk, Virginia Beach
- Charlottesville, Albemarle County
- Harrisonburg, Rockingham County
- Roanoke City, Roanoke County



**FFY 2011 (10/01/09 – 9/30/10)**  
**Virginia Refugee Resettlement Program**  
**FFY 11 Year-to-Date Arrivals and New Cases**  
**by VDSS Regional Boundaries**  
**as of March 31, 2011**



Report includes refugees, asylees, Cuban/Haitian entrants, secondary migrants, special immigrant visa holders (SIV), trafficking victims)

Sources: Virginia Newcomer Information System (VNIS), Worldwide Refugee Processing System (WRAPS), resettlement provider program reports

**FFY 2011 (10/01/2010-9/30/2011)**

**Virginia Refugee Resettlement Program R & P Arrivals (includes R&P SIVs and Refugees)**

Sources: VNIS and WRAPS / FFY 11 ONS Monthly Arrivals and New Cases Reports

	Oct	Nov	Dec	Jan	Feb	Mar	Apr	May	Jun	Jul	Aug	Sep	<b>FFY 10 Y-t-D Total</b>	<b>FFY 11 Y-t-D Total</b>	FFY 11 Projection	% of FFY 11 Projection
<b>CC MRS</b>	19	29	9	21	8	11							<b>231</b>	<b>97</b>	330	<b>29%</b>
<b>IRC</b>	9	31	6	22	27	18							<b>138</b>	<b>113</b>	200	<b>57%</b>
<b>LSS/NCA</b>	9	19	14	25	5	1							<b>51</b>	<b>73</b>	110	<b>66%</b>
<b>CCC RRP</b>	44	41	41	38	53	19							<b>239</b>	<b>236</b>	520	<b>45%</b>
<b>VCC</b>	43	54	25	61	46	11							<b>156</b>	<b>240</b>	535	<b>45%</b>
<b>ECDC</b>	0	0	0	0	0	0								0	n/a	n/a
<b>HIAS</b>	0	0	0	0	0	0								0	n/a	n/a
<b>IRC noVA</b>	0	0	0	0	0	0								0	n/a	n/a
<b>KHRW</b>	0	0	0	4	4	0								8	n/a	n/a
<b>Virginia Total</b>	<b>124</b>	<b>174</b>	<b>95</b>	<b>171</b>	<b>139</b>	<b>60</b>	<b>0</b>	<b>0</b>	<b>0</b>	<b>0</b>	<b>0</b>	<b>0</b>	<b>815</b>	<b>767</b>	<b>1695</b>	<b>45%</b>

\* SIVs are special immigrant visa holders from Afghanistan and Iraq

Source: VNIS/RSP Monthly Reports/WRAPS reports  
Report produced 4/26/11

**FFY 2011 (10/01/10-9/30/11)**

**Year-to-Date**

**Virginia Refugee Resettlement Program  
Reception & Placement Refugee and SIV Arrivals**

**FFY 2011 Total as of 3/31/11: 760**

- 1- CC MRS
- 2- IRC
- 3- LSS/NCA
- 4- CCC RRP
- 5- VCC RRP

FFY 11 projected arrivals  
FFY 11 actual arrivals  
FFY 10 actual arrivals

