



Strengthening Virginia's Families

*Reducing Poverty and Improving the Well-being of Mothers,
Fathers, and Children in Virginia*



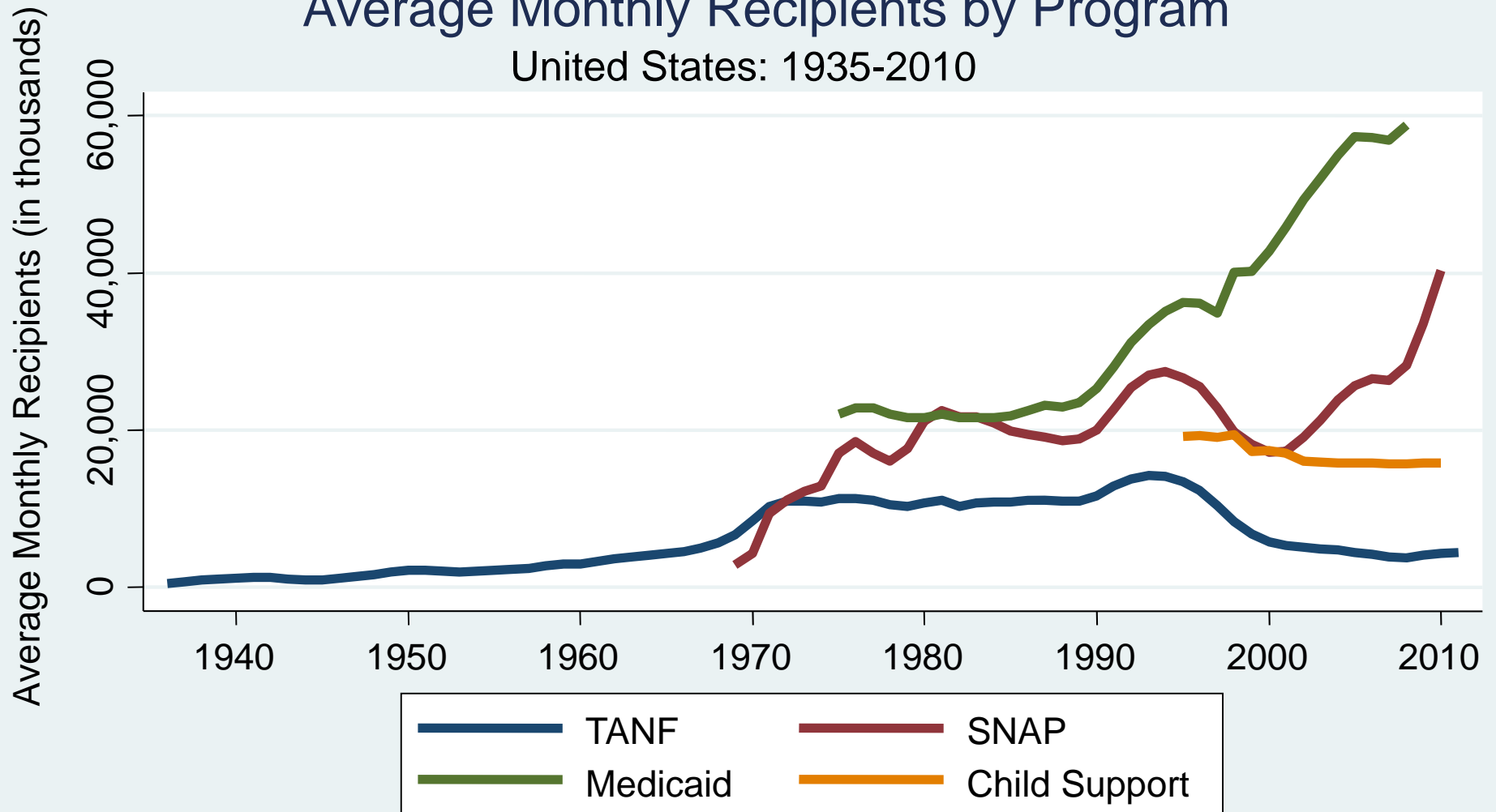
Martin D. Brown, Commissioner
Virginia Department of Social Services
September 26, 2011

Why now?

- ❑ Economic landscape has contributed to an increased demand for core public services
- ❑ Family structure is a major indicator of poverty
- ❑ Family structure has a direct impact on various short-term and long-term outcomes for children
- ❑ Two-parent families have less social service needs
- ❑ No child support cases are needed for couples who are together

Average Monthly Recipients by Program

United States: 1935-2010

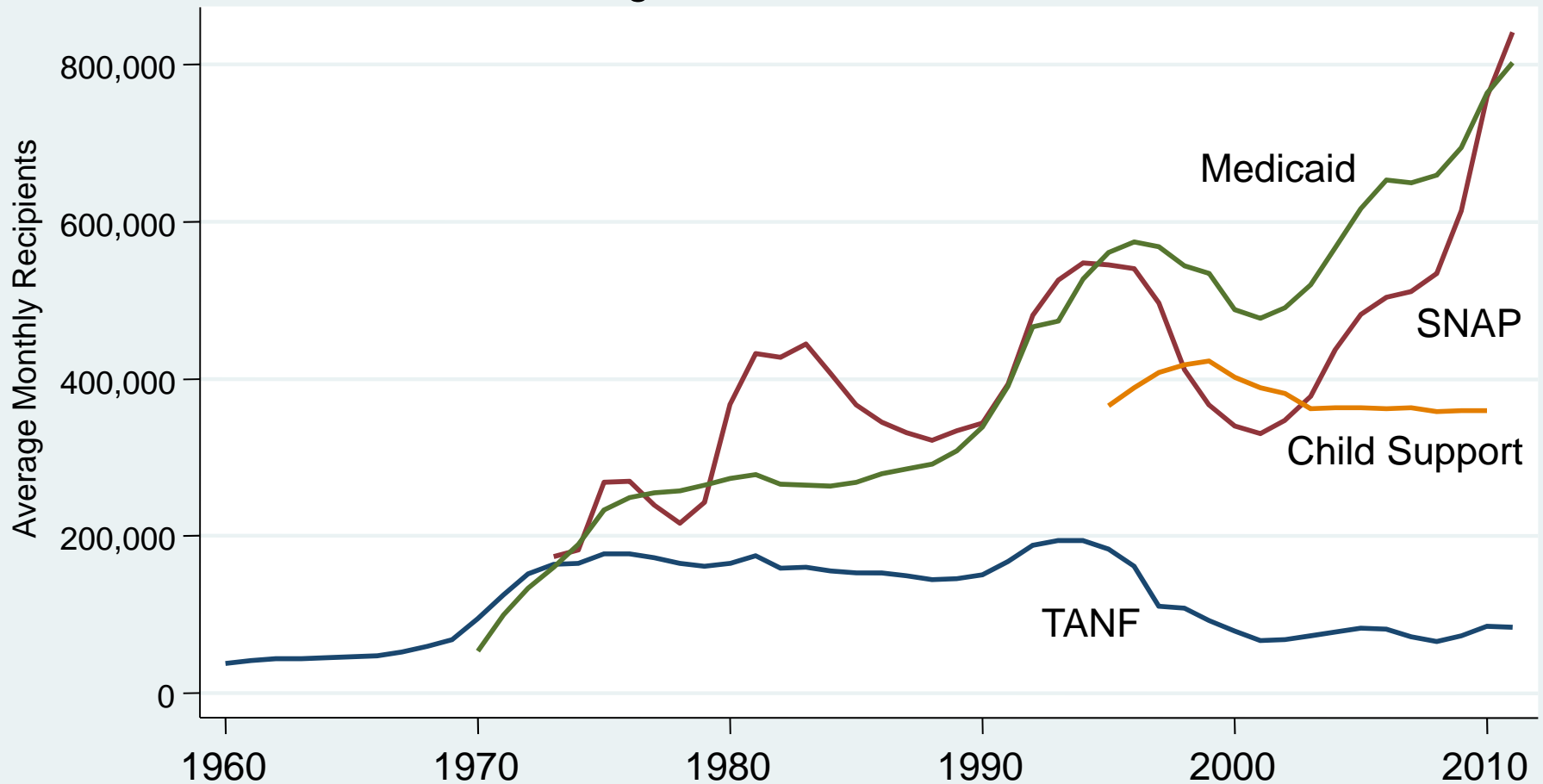


Source: <http://www.acf.hhs.gov/programs/ofa/data-reports/caseload/caseload_current.htm> and U.S. Department of Health and Human Services, Administration for Children and Families unpublished data (TANF); <<https://www.cms.gov/MedicareMedicaidStatSup/>>, 2010 Edition, Table 13.4 (Medicaid); <<http://www.fns.usda.gov/pd/SNAPsummary.htm>>(SNAP); <<http://www.acf.hhs.gov/programs/cse/pubs/>>(Child Support)

Note: The caseload for TANF, SNAP, and Medicaid is average monthly and annual for Child Support.

Average Monthly Recipients by Program

Virginia: 1960-2011

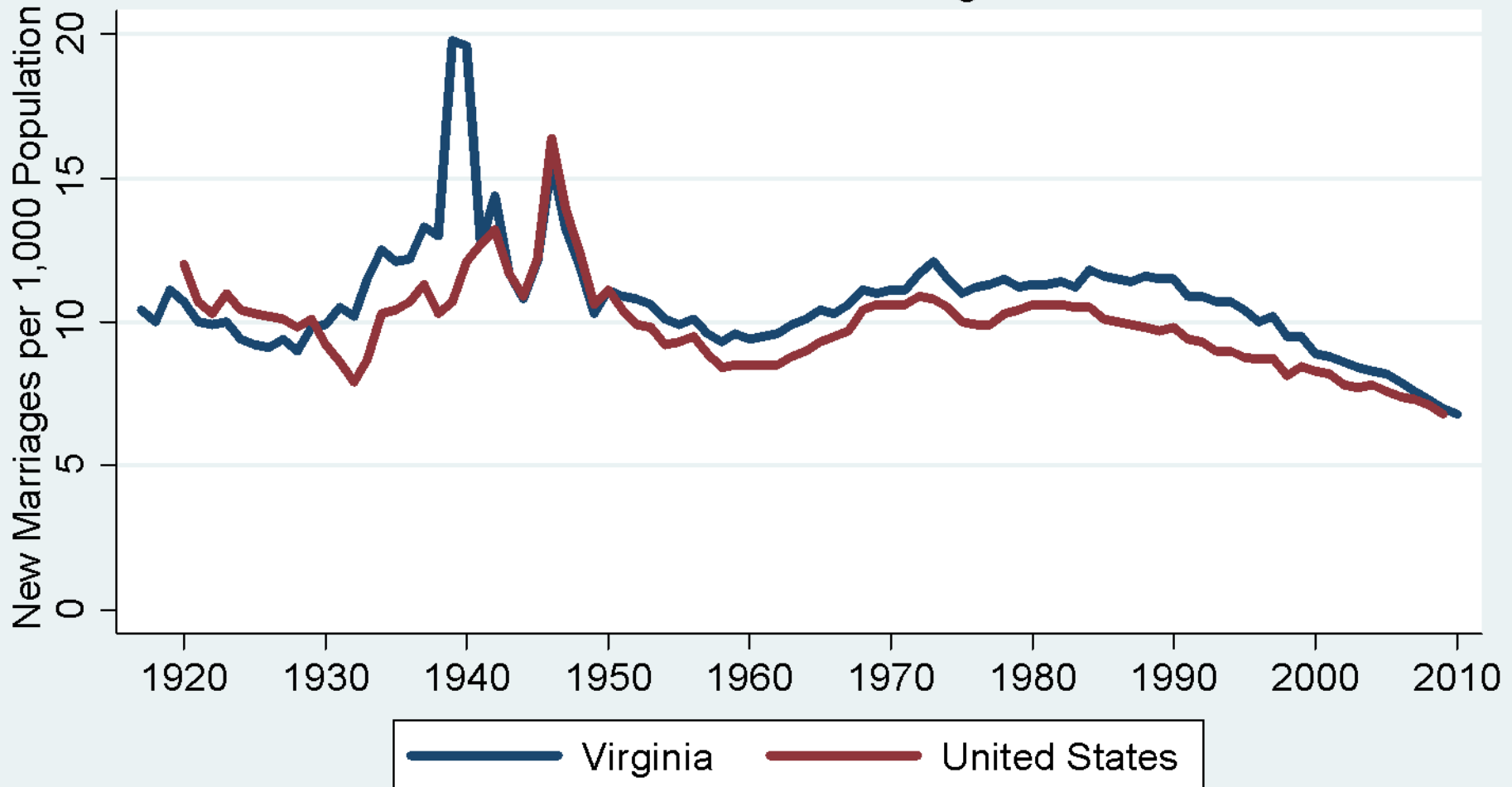


Source: <http://www.acf.hhs.gov/programs/ofa/data-reports/caseload/caseload_archive.html>(TANF);
VDSS Quarterly Statistical Reports (1970-1992), Annual Statistical Reports (1993-2010)(SNAP/Medicaid);
<http://www.dss.virginia.gov/geninfo/reports/agency_wide/asr.cgi>(Child Support)

Note: The caseload for TANF, SNAP, and Medicaid is average monthly and annual for Child Support.

New Marriages per 1,000 Population

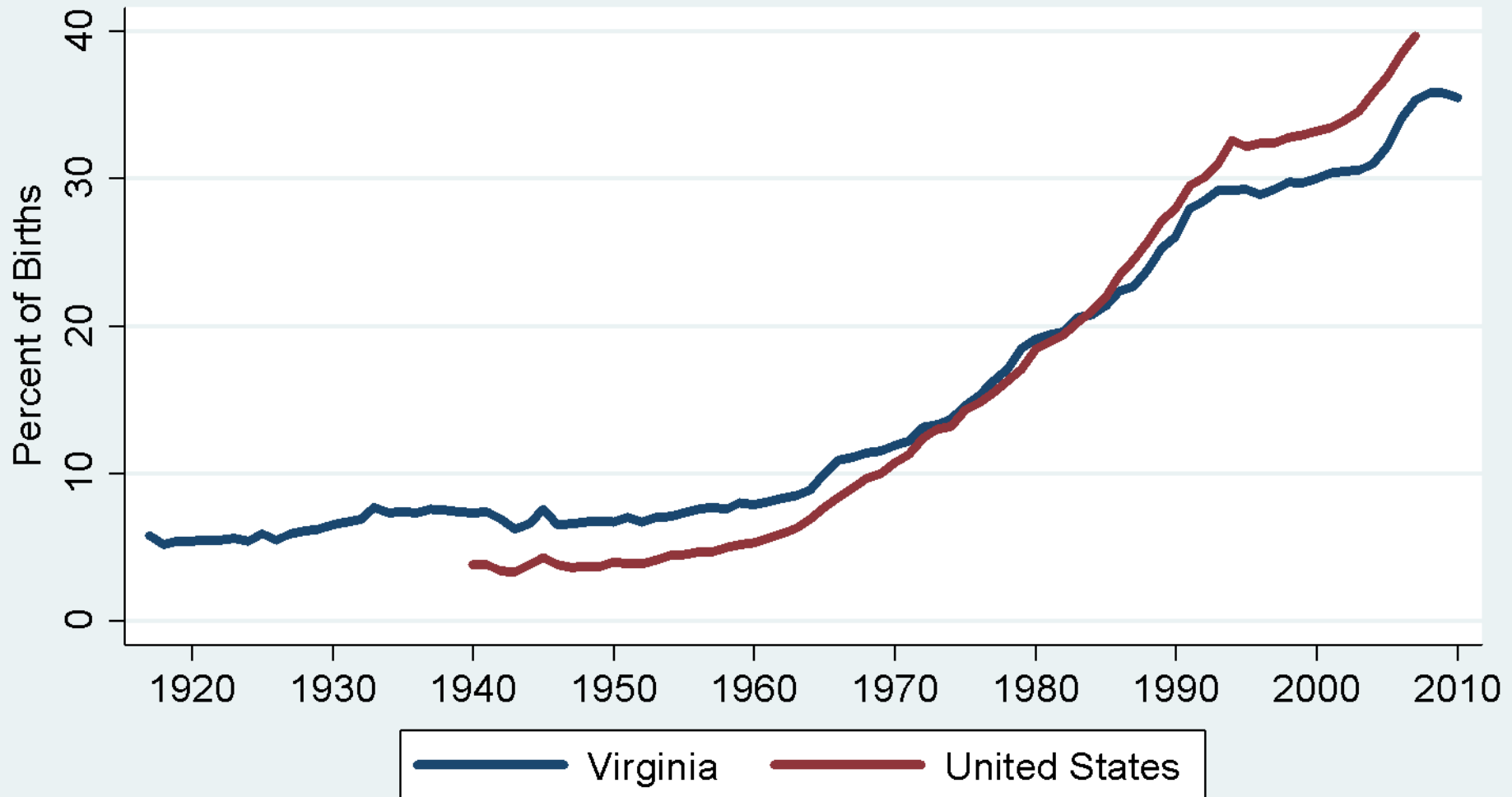
United States and Virginia



Source: VDH, Division of Health Statistics, July 2011 (Virginia)
Vital Statistics of the United States, 1988, Vol. III [1920-1988]
Advance Report of Final Marriage Statistics, 1989 and 1990 [1989-1993]
Provisional Rates from NCHS (unpublished data) [1994-2009] (United States)

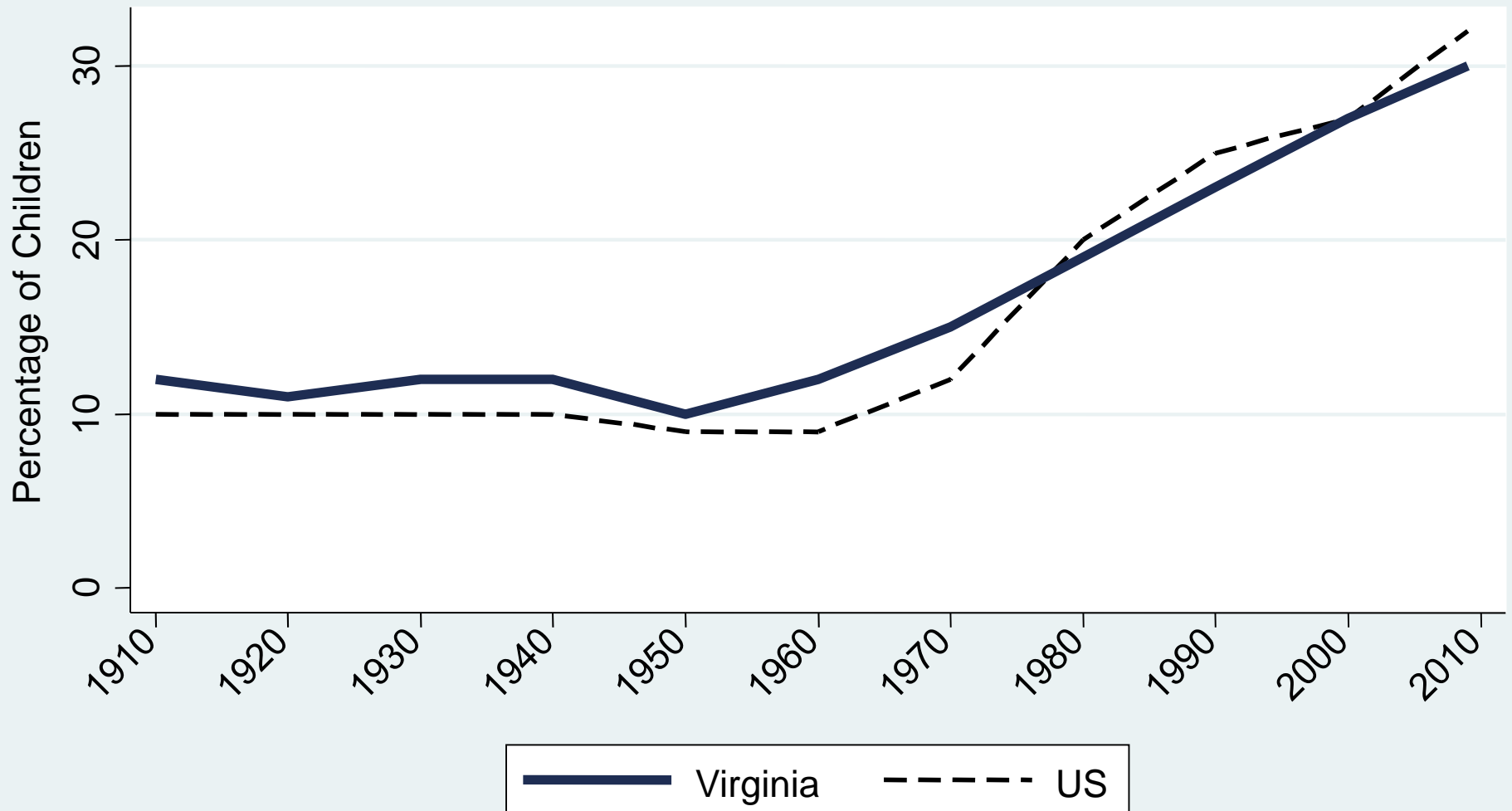
Percent of Births that are Non-Marital

US and Virginia: 1917 - 2010



Source: VDH, Division of Health Statistics, July 2011 (Virginia) and National Vital Statistics Reports, Vol. 58, No. 16; Vol. 57, No. 7; Vol. 58, No. 24 (US)

Percentage of Children Under 18 Living in Single-Parent Families US and Virginia 1910-2009

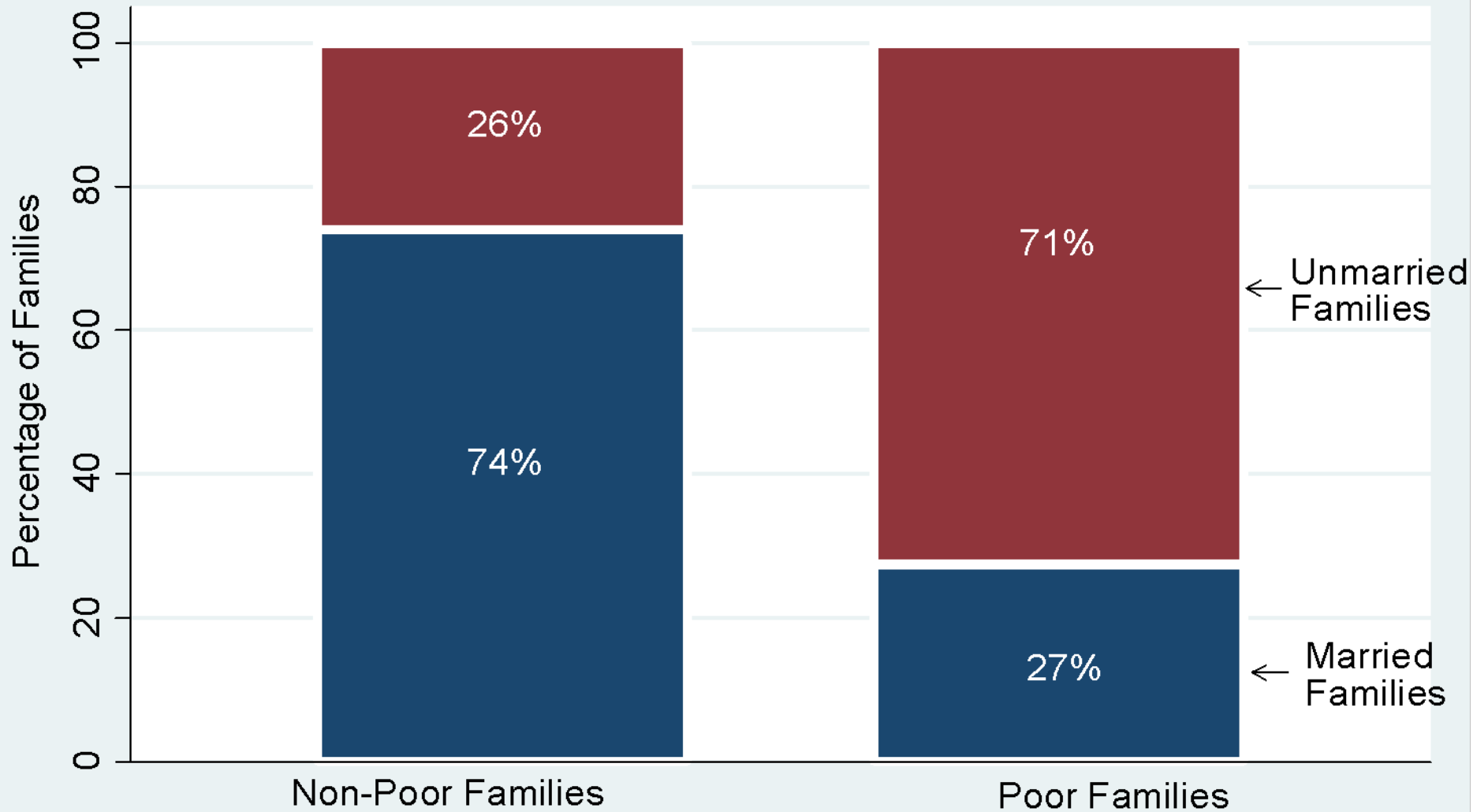


Source: VDSS analysis of US Census (1910-2000) and American Community Survey (2009)

Note: Excludes individuals living in group quarters and individuals currently or previously married.

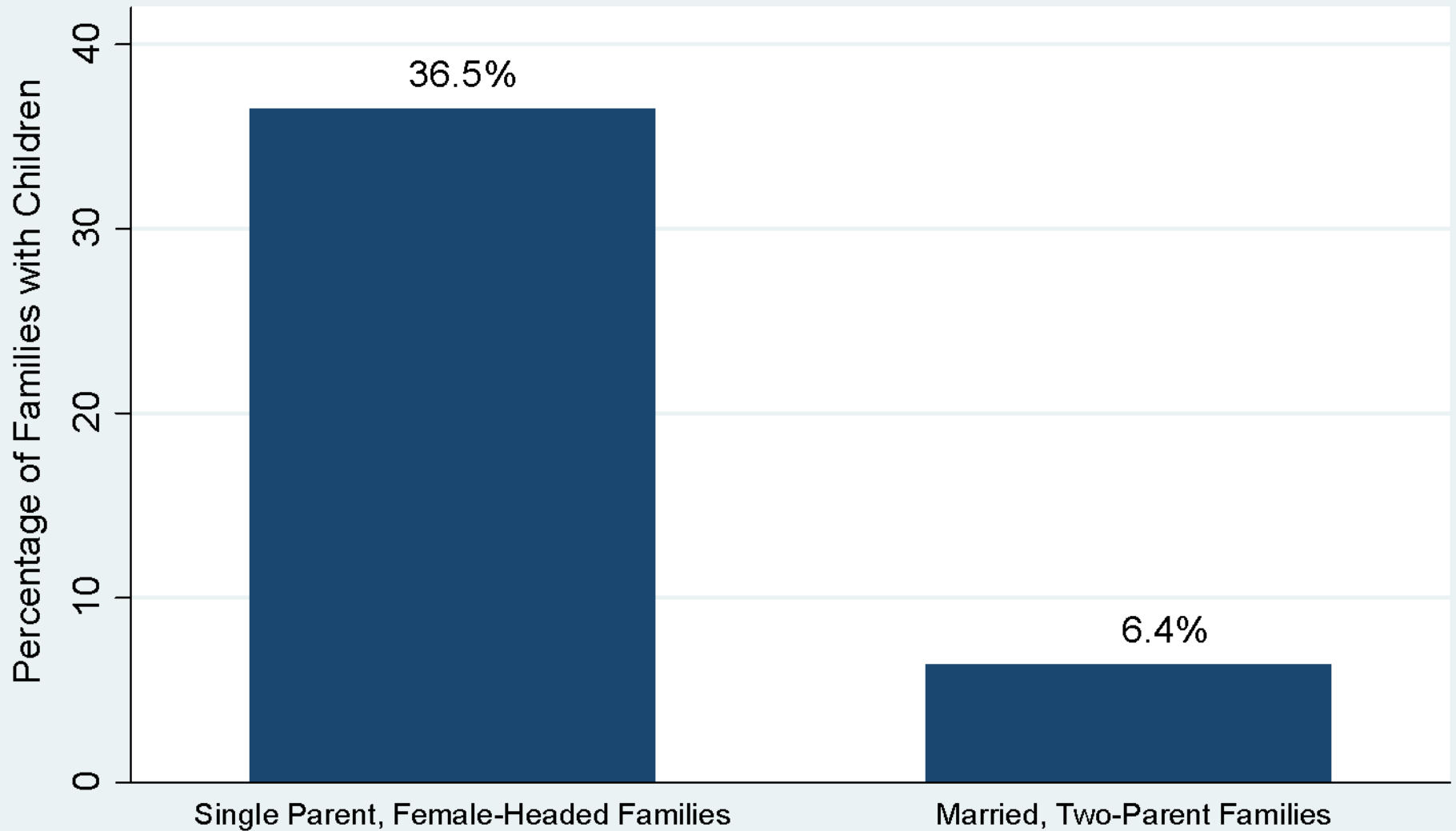
Poverty Status of Families by Family Type

United States: 2006-2008



Source: U.S. Census Bureau, American Community Survey, 2006-2008

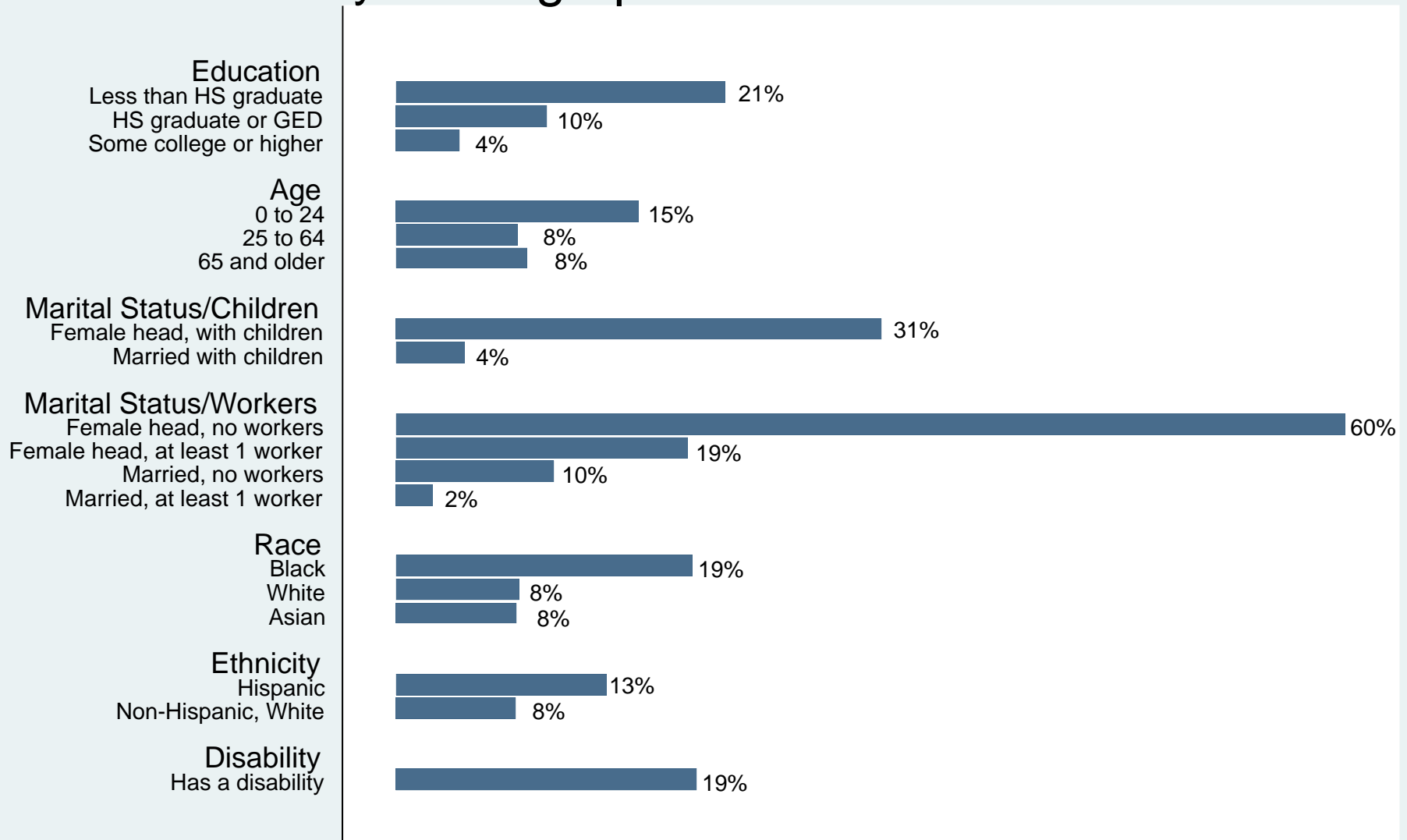
Percentage of Families with Children That Are Poor United States, 2006-2008



Source: U.S. Census Bureau, American Community Survey, 2006-2008

Poverty Rate in Virginia

By Demographic Characteristic



Source: U.S. Census Bureau, American Community Survey, 2008

Example of Outcome Linked to Family Fragmentation

Child Abuse and Neglect

“Children living with two, married, biological parents had the lowest rate of maltreatment (6.8 per 1,000 children), while children living with one parent, who had an unmarried partner in the household had the highest incidence of maltreatment (57.2 per 1,000 children).”

Source: Fourth National Incidence Study of Child Abuse and Neglect. U.S. Department of Health and Human Services; January 2010.

Juvenile Delinquency

“In a recent study, central findings indicated that youth ages 12-17 who lived in families with both biological parents were, in general, less likely than youth in other families to report a variety of problem behaviors, such as running away from home, sexual activity, major theft, assault, and arrest.”

Source: Juvenile Offenders and Victims: 2006 National Report. U.S. Department of Justice.

Poor Educational Attainment

“Children living in non-intact families achieve less academically and are at a higher risk for failure in school.”

Source: The Institute for Youth Development. “The Role of Marriage in Youth Development.” November, 2003.

Cohabitation

“Research suggests that children in cohabiting families are at higher risk of poor outcomes compared to children of married parents partly because cohabiting families have fewer socioeconomic resources and partly because of unstable living situations. The average cohabiting union lasts about two years, with roughly half ending in marriage.”

Source: Parke, Mary. 2003. “Are Married Parents Really Better for Children? What Research Says About the Effects of Family Structure on Child Well-Being.” Washington DC: Center for Law and Social Policy.

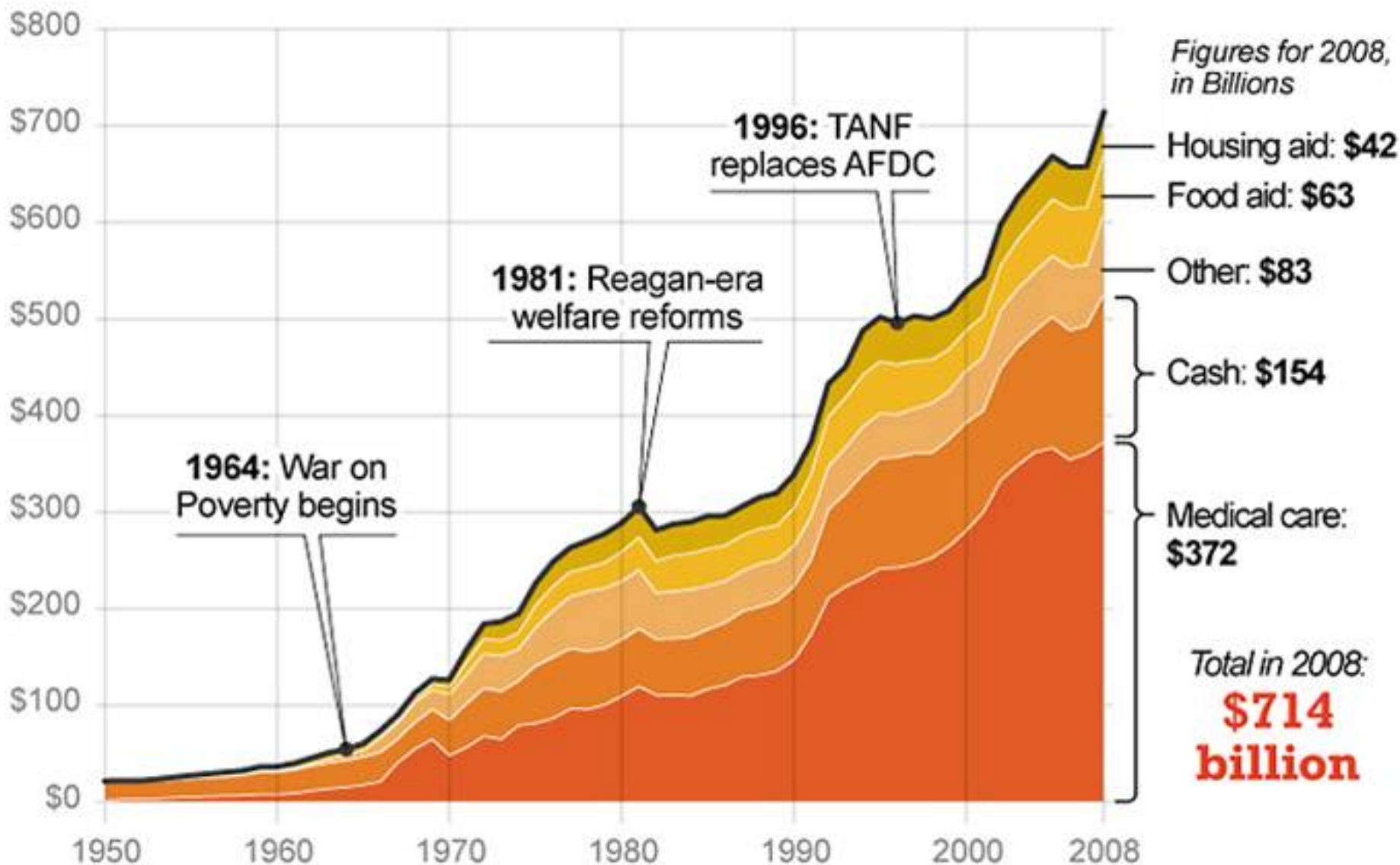


We are a Compassionate Society

Estimated Annual Costs in 2011 of Fragmented Families in Virginia

	Cost Per Virginia Taxpayer Household	Average Cost per Recipient	Total Costs (Federal + State + Local)
Justice System	\$143		\$516,485,615
TANF - Cash Assistance	\$38	\$1,543	\$136,554,186
SNAP	\$71	\$1,543	\$255,911,309
Housing Assistance	\$54	\$6,764	\$195,238,560
Medicaid	\$206	\$5,944	\$745,828,639
SCHIP	\$21	\$3,120	\$76,153,841
Child Welfare	\$68	\$42,860	\$245,972,672
WIC	\$12	\$391	\$42,385,311
LIHEAP	\$5	\$361	\$18,501,693
Head Start	\$20	\$7,600	\$72,161,453
School Lunch and Breakfast Program	\$26	\$552	\$93,098,055
Total Taxpayer Cost of Family Fragmentation	\$663		\$2,398,291,335

Federal Welfare Spending, 1950-2008



Source: The Heritage Foundation



The Practice Shift

VDSS is developing a system-wide approach to strengthening all families that focuses on reducing **non-marital births**, connecting and reconnecting **fathers** with their children, and encouraging the formation and maintenance of **safe, stable, intact, two-parent families**.

This includes:

- Capitalizing on opportunities to strengthen the family at every point of client contact
- A holistic approach that looks beyond clients as individuals and focuses on strengthening the family unit
- Alignment of policies, programs, and resources with the guiding principles and values of VDSS

Outcomes Measures

Through the implementation of this initiative, VDSS hopes to:

Reduce Non-marital Births

- Decrease the non-marital birth rate
- Decrease subsequent non-marital births
- Decrease the pregnancy rate for teens after entering foster care

Connect & Reconnect Fathers with their Children

- Increase the amount of contact fathers have with their children
- Increase the percentage of biological fathers who have co-parenting arrangements with mothers
- Increase the percentage of noncustodial fathers who provide financial support
- Increase the engagement of fathers for children in foster care

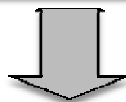
Encourage the Maintenance & Formation of Two-Parent Families

- Increase the percentage of adults age 25 to 54 who are married
- Increase the percentage of men and women who remain in a safe and stable first marriage
- Increase the percentage of children living with their own married parents

Process Overview

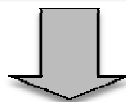
Critical Areas of Focus

- Reduce non-marital births
- Connect and reconnect fathers with their children
- Encourage the formation and maintenance of safe, stable, intact, two-parent families

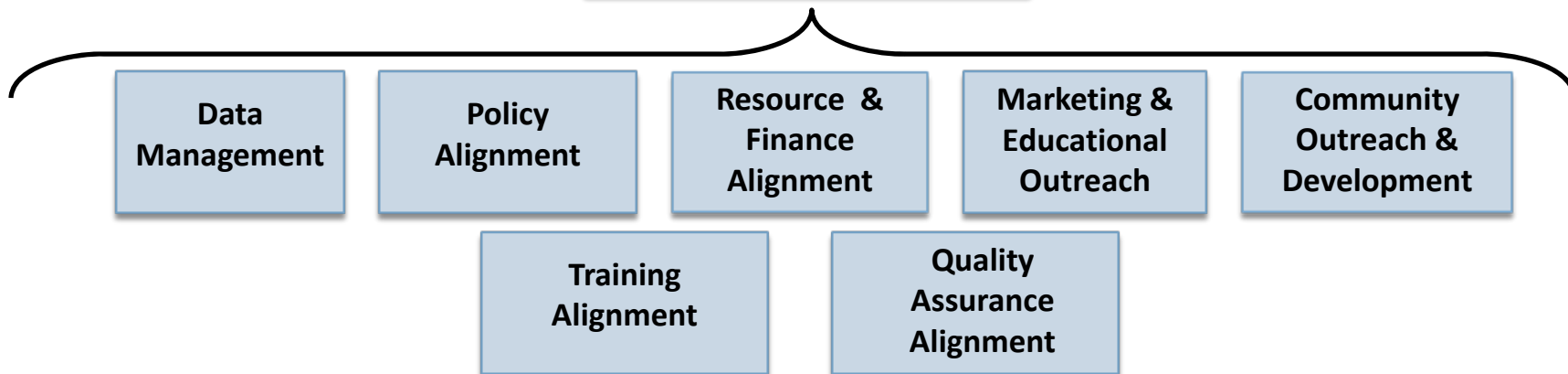


Strengthening Families Steering Committee

- Oversee the development of strategies to address the critical areas of focus
- Strategically coordinate and manage the key strategies required to advance the initiative



Practice Model Development

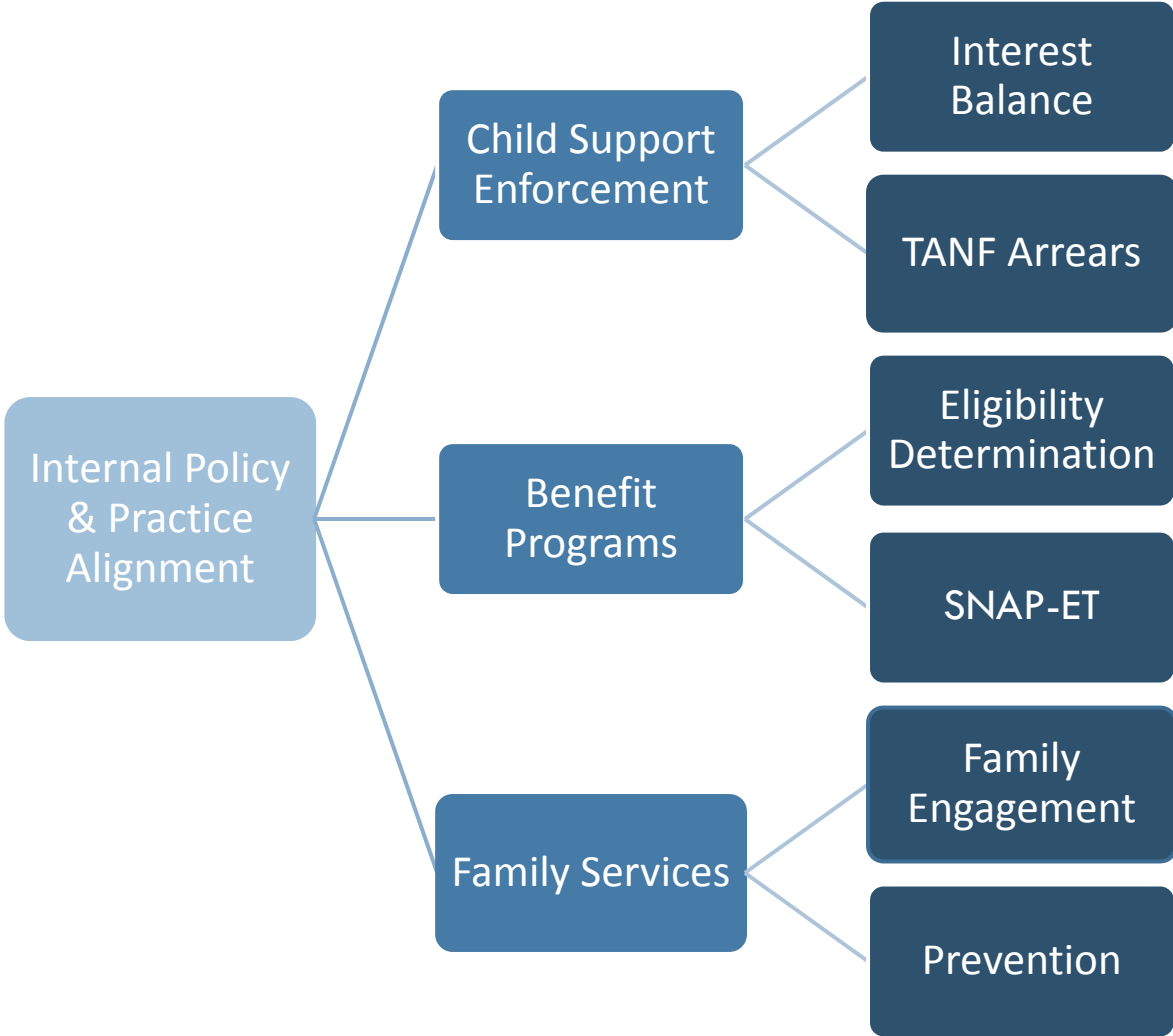


Accomplishments to Date

- Internal Policy and Practice Alignment
 - ▣ Organizational realignment
 - ▣ Developed a VDSS Practice Model
 - ▣ Staffing internal, cross-functional workgroups
 - ▣ Aligning all grants and contracts with initiative goals
 - ▣ Issued state grant with Promoting Safe and Stable Families funds to support local programming efforts
 - ▣ Applied for ACF's Pathways to Responsible Fatherhood Grant and the Community-Centered Healthy Marriage and Relationship Grant



Practical Application – Making It Real



Accomplishments to Date



- Community Outreach and Development
 - ▣ Conducted four community meetings around the Commonwealth during summer 2011
 - ▣ Co-hosting the 2011 Northeast Family Strengthening Conference in partnership with ACF
 - ▣ Conducting targeted outreach with the faith community

- Marketing and Educational Outreach
 - ▣ Developing a comprehensive marketing campaign
 - ▣ Secured Coach Frank Beamer and Coach Mike London as spokespersons for the initiative

Next Steps

- Continue internal policy and practice alignment through workgroups
- Continue aligning grants and contracts
- Issue RFP for research, community outreach and engagement, and marketing



Next Steps



- Implement asset development strategies across various divisions and programs
 - ▣ Foster Care
 - ▣ Job Readiness
 - ▣ Child Care
 - ▣ Child Support

Next Steps



- Advance opportunities for interoperability
 - ▣ TANF Funding Pool
 - ▣ Align with other state agencies
 - ▣ Proposed legislation
 - ▣ Budget requests
 - ▣ Federal waivers
 - ▣ Electronic application for assistance



*VDSS is developing a system-wide approach to strengthening all families that focuses on reducing **non-marital births**, connecting and reconnecting **fathers** with their children, and encouraging the formation and maintenance of safe, stable, intact, **two-parent families**.*