

**DEPT. OF SOCIAL SERVICES-PAYMENTS AND AVERAGE GRANTS FOR WELFARE PROGRAMS**

	Jan '16	Dec '15	INC./DEC. PRI MON	% DIFF PRI MON	YTD TOTAL	Jan'15	INC/DEC PRIOR YR.	% INC/DEC PRIOR YR.
<b>AUXILIARY GRANTS PROGRAMS</b>								
RECIPIENTS	4,259	4,345	(86)	-2%	-	4,115	144	3%
PAYMENTS**	\$1,673,674	\$1,673,424	\$250	0%	\$11,909,505	\$1,702,585	(\$28,911)	-2%
AVERAGE GRANT	\$393	\$385	\$8	2%	-	\$414	(\$21)	-5%
<b>ADULT FOSTER CARE</b>								
RECIPIENTS	56	54	2	4%	-	43	13	30%
PAYMENTS	\$23,219	\$22,338	\$881	4%	\$156,670	\$17,047	\$6,172	36%
AVERAGE GRANT	\$415	\$414	\$1	0%	-	\$396	\$18	5%
<b>TEMPORARY ASSISTANCE FOR NEEDY FAMILIES</b>								
RECIPIENTS-TOTAL	52,377	53,729	(1,352)	-3%	-	58,549	(4,820)	-8%
TANF	47,373	48,602	(1,229)	-3%	343,271	53,039	(5,666)	-11%
TANF-UNEMPLOYED PARENTS	5,004	5,127	(123)	-2%	35,336	5,510	(506)	-9%
1/EMERGENCY ASSISTANCE	0	0	0	0%	5	5	(5)	-100%
PAYMENTS-TOTAL	\$6,681,923	\$6,759,494	(\$77,571)	-1%	\$47,580,671	\$7,276,537	(\$594,614)	-8%
TANF	\$6,147,506	\$6,205,084	(\$57,578)	-1%	\$43,824,343	\$6,687,732	(\$540,226)	-8%
TANF-UNEMPLOYED PARENTS	\$533,577	\$554,410	(\$20,833)	-4%	\$3,753,882	\$587,124	(\$53,548)	-9%
EMERGENCY ASSISTANCE	\$840	\$0	\$840	0%	\$2,446	\$1,681	(\$841)	-50%
AVERAGE GRANT-TOTAL	\$128	\$126	\$2	1%	-	\$124	\$3	3%
AVERAGE MONEY PAYMENTS	\$130	\$128	\$2	2%	\$128	\$126	\$4	3%
AVERAGE TANF-UNEMPLOYED PARENTS	\$107	\$108	(\$2)	-1%	\$106	\$107	\$0	0%
AVERAGE EMERGENCY ASSISTANCE	\$0	\$0	\$0	0%	\$489	\$336	(\$336)	-100%
<b>TITLE IV-E</b>								
ADOPTION SUBSIDY- RECIPIENTS	9,125	8,895	230	3%	-	8,538	587	7%
ADOPTION SUBSIDY - PAYMENTS	\$7,096,951	\$8,851,620	(\$1,754,669)	-20%	\$49,883,266	\$8,644,053	\$452,898	7%
AVERAGE ADOPTION SUBSIDY	\$778	\$995	(\$217)	-22%	-	\$778	(\$0)	0%
<b>SPECIAL NEEDS ADOPTION</b>								
SPECIAL NEEDS ADOPTION - RECIPIENTS	3,575	3,567	8	0%	-	3,797	(222)	-6%
SPECIAL NEEDS ADOPTION - PAYMENTS	\$2,681,953	\$1,638,328	\$1,043,624	64%	\$18,537,228	\$2,847,133	(\$165,181)	-6%
AVERAGE SPECIAL NEEDS ADOPTION	\$750	\$459	\$291	63%	-	\$750	\$0	0%
<b>GENERAL RELIEF</b>								
PAYMENTS-TOTAL	\$149,789	\$121,226	\$28,563	24%	\$1,005,557	\$153,091	(\$3,302)	-2%

1/ INCLUDES 0 RECIPIENTS IN JANUARY AND 0 IN DECEMBER WHO ALSO REC'D MONEY PAYMENTS

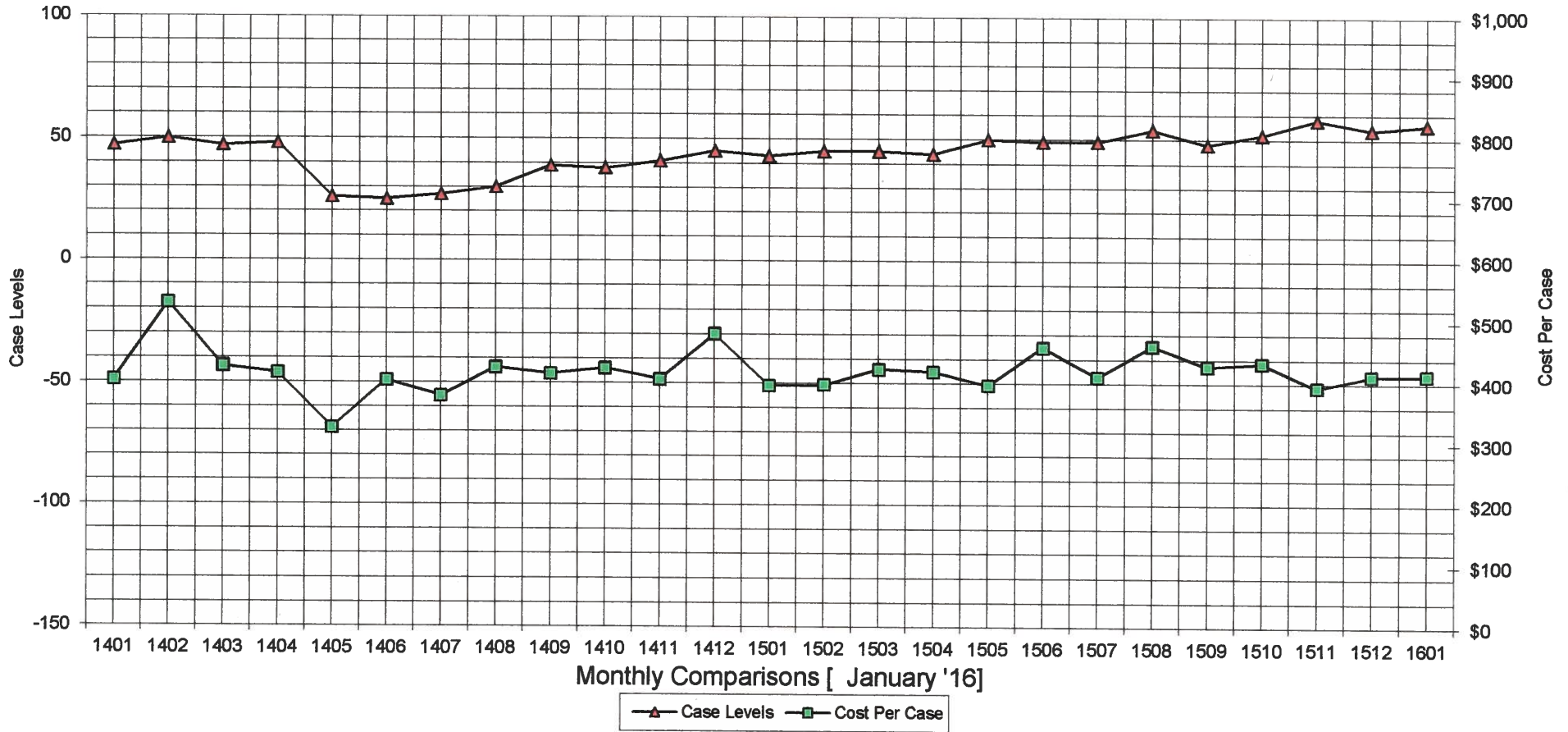
\*\* AUXILIARY GRANT EXPENDITURES DO NOT INCLUDE THE LOCAL SHARE OF 20%

ARRA amounts are included in the payment amounts

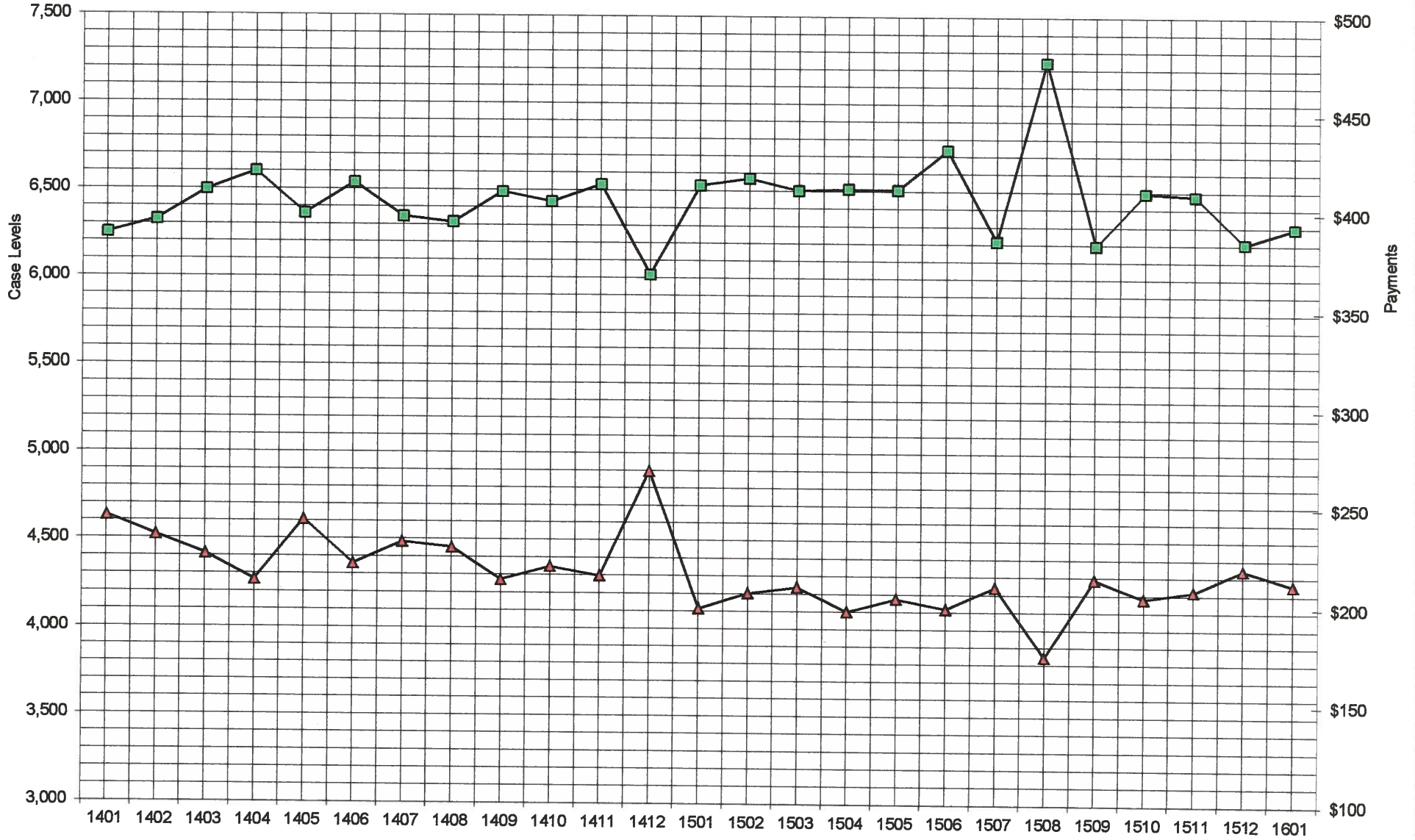
General Disclaimer: Unless specifically stated otherwise, case count numbers indicated in this report(s) stem from amounts entered by local personnel into applicable ADAPT and LASER systems; therefore, all reviewers/users of this report understand that the accuracy of such case count numbers is contingent on the respective numbers entered by local personnel. Any subsequent liabilities associated with incorrect amounts being entered into the noted systems rests solely with each locality.

Effective March 2008 a difference method of calculating TANF & TANF-UP information was established.

### Adult Foster Care Cases vs Cost-Per-Case

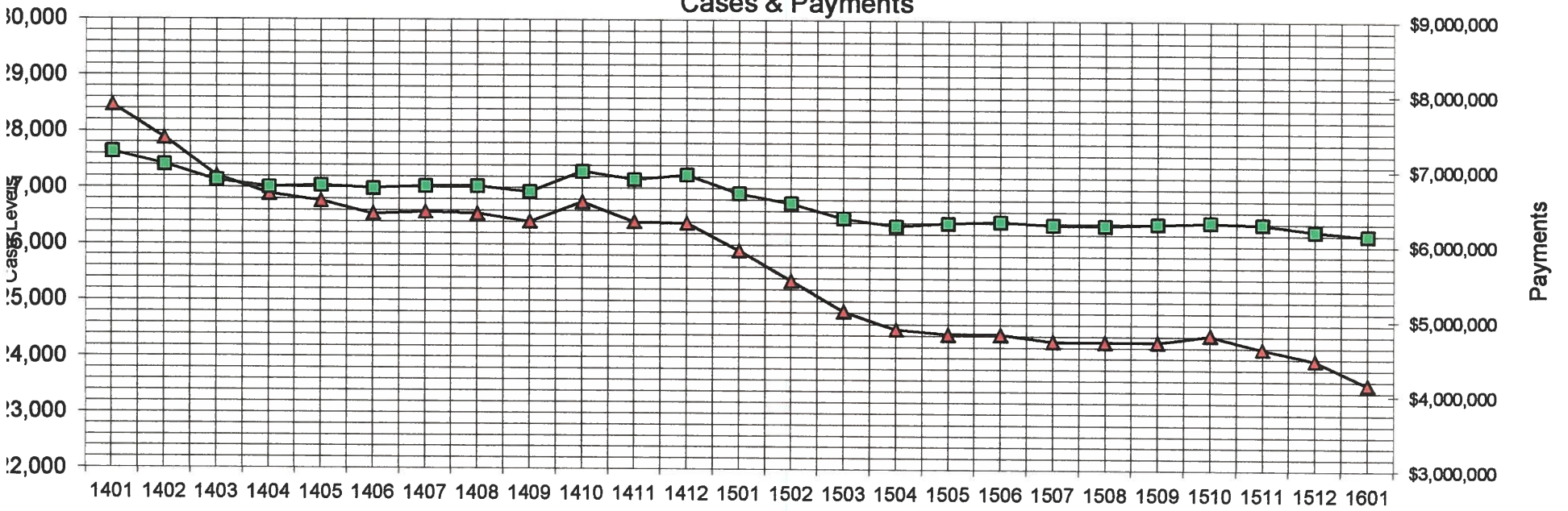


### Auxiliary Grants Programs Cases & Payments



Monthly Comparisons January '16  
▲ Case Levels    ■ Payments

### TANF Cases & Payments



Monthly Comparisons [ January '16]

—▲— Case Levels —■— Payments

## GENERAL RELIEF Payments

