

# Child Maltreatment Death Investigations

In Virginia During State Fiscal Year 2023

*Prepared by:*

Child Protective Services Program

June 2024



VIRGINIA DEPARTMENT OF  
SOCIAL SERVICES

# Table of Contents

<b>EXECUTIVE SUMMARY</b>	<b>1</b>
<b>I. CHILD DEATHS</b>	<b>2</b>
Table 1: Dispositions of CPS Complaints with a Child Death by Locality .....	3
Table 2: Dispositions of Child Death Investigations .....	4
Table 3: Death Rate of Children in Virginia Due to Abuse or Neglect.....	5
Table 4: Child Fatality Investigations and Outcomes by Region .....	6
Table 5: Child Deaths Due to Abuse and/or Neglect and Rates by Region.....	6
<b>II. CHILDREN</b>	<b>7</b>
Table 6: Children Who Died from Abuse or Neglect by Age.....	7
Table 7: Children Who Died from Abuse or Neglect by Gender.....	8
Table 8: Children Who Died from Abuse or Neglect by Race.....	8
<b>III. CARETAKERS</b>	<b>9</b>
Table 9: Caretakers in Child Deaths from Abuse or Neglect.....	9
Table 10: Caretakers in Child Deaths from Abuse and/or Neglect by Race.....	10
Table 11: Caretakers in Child Deaths from Abuse and/or Neglect by Gender .....	10
Table 12: Caretakers in Child Deaths from Abuse and/or Neglect by Age .....	11
<b>IV. CATEGORIES OF ABUSE AND NEGLECT</b>	<b>11</b>
Table 13: Type of Neglect in Child Deaths.....	12
Table 14: Type of Abuse in Child Deaths .....	12
<b>V. FAMILIES AND THE CHILD WELFARE SYSTEM</b>	<b>13</b>
Table 15: Initial Safety Outcomes for Other Children in the Home.....	13
Table 16: Prior Child Welfare Involvement in Child Deaths from Abuse and/or Neglect .....	14
<b>VI. REGIONAL CHILD FATALITY REVIEW TEAM ANALYSIS</b>	<b>14</b>
<b>VII. UNFOUNDED REPORTS</b>	<b>16</b>
<b>VIII. PATTERNS AND TRENDS</b>	<b>16</b>
<b>IX. NEAR-FATALITIES</b>	<b>17</b>
<b>X. APPENDICES</b>	<b>18</b>
A. Table of Child Death Investigations with a Founded Disposition .....	18
B. Table of Child Death Investigations with an Unfounded Disposition.....	22

# Child Death Investigations

## During State Fiscal Year 2022

### EXECUTIVE SUMMARY

This is a report on child deaths that were reported to local departments of social services (LDSS) and investigated during State Fiscal Year (SFY) 2023. This report includes a synopsis of data for all child abuse or neglect fatalities for SFY 2023, including demographic information pertaining to the victims, alleged abuser/neglector(s) and households impacted by those fatalities. It also highlights changes or trends from previous years. The information is used to evaluate and modify Virginia Department of Social Services (VDSS) policies, guidance, procedures, and best practices where warranted.

The purpose of this report is to provide information on all child deaths that were investigated, with an emphasis on those deaths that occurred as a result of substantiated abuse or neglect. This report includes two appendices. Appendix A provides details for investigations that resulted in a founded disposition; Appendix B provides details of investigations that resulted in unfounded dispositions. A founded disposition means that a preponderance of the evidence demonstrates that child maltreatment occurred. This determination is based primarily upon first source, or direct evidence. A disposition of unfounded means there was not a preponderance of the evidence to warrant a founded disposition.

### PRELIMINARY SUMMARY OF FINDINGS

#### In SFY 2023:

- LDSS investigated 173 child deaths suspected of being caused by abuse or neglect.
- Five child deaths suspected of being caused by abuse or neglect occurred in an out-of-family setting.
- There were 38 children whose deaths were the result of abuse or neglect.
- There were 107 investigations that resulted in an unfounded disposition; twenty-six investigations were pending at the time of this report and the dispositions for two investigations were appealed.
- Sixty-four LDSS conducted at least one child death investigation.
- The Eastern Region and the Northern Region investigated the most child deaths (50), while the Western Region experienced the highest rate of child deaths (4.7 deaths per 100,000 children).
- Children who died as a result of abuse or neglect ranged in age from birth to 16 years with 75% who were three and under.

- More male children (21) died from abuse or neglect than female children (17).
- The race of the children who died as a result of abuse or neglect included 45% who were White; 39% who were African American and 10% who were multi-racial.
- Fifty-five caretakers were determined to be responsible for the death of 38 children; thirty-five of the caretakers were female and 20 were male.
- Thirty-six (65%) of the 55 caretakers were biological parents, and 24 (44%) of them were between 30 and 39 years old.
- Twenty-eight (74%) of the 38 abuse-or-neglect-related child deaths involved physical neglect, and 9 (24%) child deaths involved physical abuse. Some children died from more than one type of abuse and/or in combination with physical neglect or medical neglect.
- Twenty-seven families (71%) had prior or active child welfare involvement.
- Twenty-seven families had other children living in the home at the time of the fatality.

## I. CHILD DEATHS

LDSS conducted 171 investigations involving 173 child deaths suspected of being caused by child maltreatment in SFY 2023. LDSS determined that 38 children died as a result of abuse or neglect; 107 children were in unfounded reports; twenty-six reports were pending at the time of this report; and two reports were appealed.

The Eastern (50) and Northern (50) Regions investigated the most reports followed by Piedmont (37), Central (22), and Western (12).

As highlighted in Table 1, 64 (53%) of the 120 LDSS investigated at least one child death. Virginia Beach (12), Norfolk (9) and Prince William (9) had the highest number of investigations, not all of which were founded.

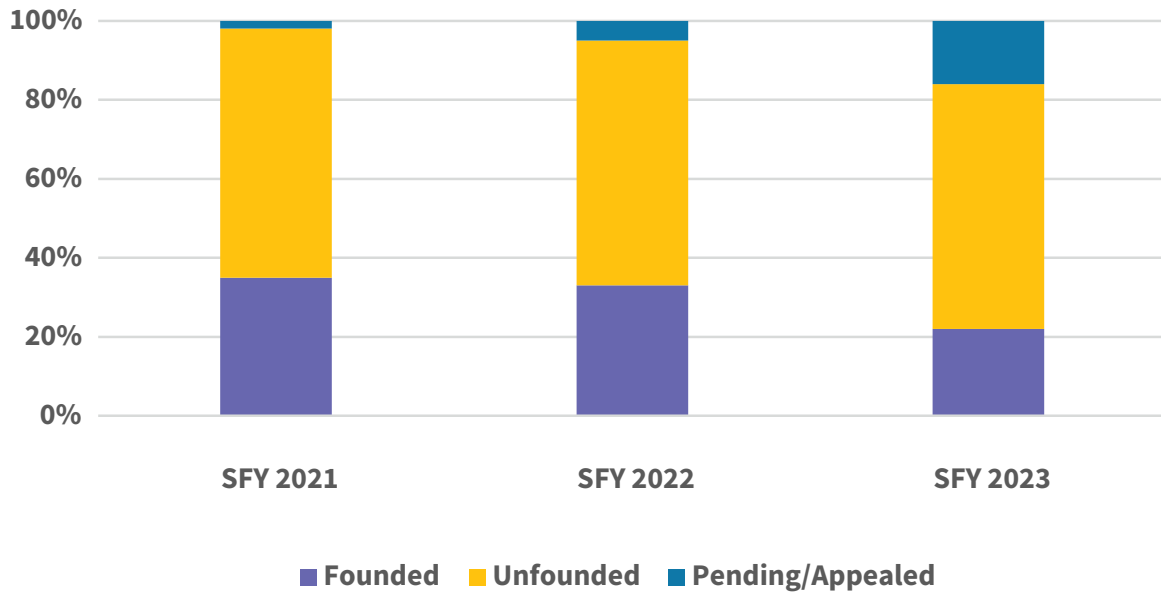
**Table 1: Dispositions of CPS Complaints with a Child Death by Locality**

LDSS	Founded	Unfounded	Pending/ Appeal	Grand Total	LDSS	Founded	Unfounded	Pending/ Appeal	Grand Total
Albemarle		2		2	Lynchburg	2	1	1	4
Alexandria		2		2	Manassas		2		2
Arlington	1	3	2	6	Mecklenburg	1	3		4
Augusta	1	1	2	4	Newport News	2	1		3
Bedford County	1			1	Norfolk	2	4	3	9
Botetourt			1	1	Northumberland		1		1
Buckingham		1		1	Norton		1		1
Chesapeake	1	4	1	6	Petersburg		1		1
Chesterfield		1	1*	2	Pittsylvania		3		3
Culpeper		1		1	Portsmouth	2	5		7
Danville		2		2	Prince Edward		1		1
Fairfax County	1	3	4	8	Prince William	1	8		9
Fauquier		1		1	Pulaski	1			1
Franklin County	1			1	Richmond City		6		6
Franklin City		1		1	Roanoke County		1	3	4
Frederick		1		1	Roanoke City	1	1	3	5
Fredericksburg	1			1	Rockbridge			2	2
Giles		2		2	Scott	1	1		2
Halifax			1	1	Shenandoah County		2		2
Hanover	1			1	Smyth	2			2
Hampton	1	1		2	Spotsylvania	2	4		6
Harrisonburg		1	1	2	Stafford		1		1
Henrico	1	5		6	Staunton		1		1
Henry	1	1		2	Suffolk	1	1		2
Hopewell		1		1	Sussex		1		1
Isle of Wight		1		1	Tazewell	1			1
James City	2	1		3	Virginia Beach	1	10	1	12
King George	1	1		2	Warren		1		1
Lee		2		2	Westmoreland		1		1
Loudoun	1	2		3	Winchester		1		1
Louisa	1			1	Wise		1		1
Lunenburg	1			1	York	1	2		3
					<b>GRAND TOTAL</b>	<b>38</b>	<b>107</b>	<b>26</b>	<b>171</b>

Sources: VDSS, June 2024. Information obtained from LDSS  
 \*One investigation involved the deaths of three children

As exhibited in Table 2, the percentages of **founded** versus **unfounded** dispositions involving child fatalities decreased for founded (22%) dispositions.

**Table 2: Dispositions of Child Death Investigations**



Sources: VDSS, June 2023. Information obtained from LDSS.  
\*One investigation was unable to be completed.\*

As shown in Table 3, the death rate for children who died from abuse or neglect decreased from SFY 2022. According to the National Child Abuse and Neglect Data System (NCANDS) [2022 Child Maltreatment Report](#) the national estimate of child deaths due to maltreatment has increased 12.7% since FFY 2018. Due to the relatively low frequency of child fatalities, the national rate is sensitive to which states report this data and changes in the child population estimates produced by the U. S. Census Bureau.<sup>1</sup>

**Table 3: Death Rate of Children in Virginia Due to Abuse or Neglect SFY 2011- SFY 2023**

SFY	Death Reports Investigated	Deaths Due to Abuse/Neglect	Death Rate (per 100,000)	National Death Rate**
2011	86	30	1.6	2.0
2012	107	37	2.0	2.1
2013	105	33	1.8	2.2
2014	124	47	2.5	2.0
2015	131	52	2.8	2.1
2016	129	46	2.5	2.3
2017	124	46	2.5	2.3
2018	118	40	2.1	2.3
2019	144	51	2.7	2.4
2020	139	42	2.2	2.5
2021	171	59	3.2	2.4
2022	164	54	2.7	2.4
<b>2023</b>	<b>171</b>	<b>38</b>	<b>2.0</b>	<b>2.7</b>

\*Death rate is calculated as number of deaths due to abuse/neglect divided by the state child population (2022 = 1,866,910)  
 Sources: VDSS, June 2024, Kids Count Data Center from the Annie E Casey Foundation  
 \*\* Source: *Child Maltreatment 2022*. U.S. Department of Health and Human Services, Administration for Children and Families, Administration on Children, Youth and Families, Children’s Bureau.

<sup>1</sup>Source: *Child Maltreatment 2022*. U.S. Department of Health and Human Services, Administration for Children and Families, Administration on Children, Youth and Families, Children’s Bureau.

As exhibited in Table 4, there were twenty-six pending investigations in SFY2023. The Code of Virginia, specifically § 63.2-1505 B5, grants certain exceptions to the time frame for completing child death investigations, when such investigations require reports or records that are generated outside of the local department, such as an autopsy report. The time needed to obtain these reports or records is not counted towards the 45/60/90-day timeframes. The records must be necessary to complete the investigation and not available due to circumstances beyond the control of the local department.

**Table 4: Child Fatality Investigations and Outcomes by Region**

	Founded		Unfounded		Pending		Appealed		Total	
	#	%	#	%	#	%	#	%	#	%
<b>Central</b>	3	13.6	18	81.9	1*	4.5	0	0.0	22	100.0
<b>Eastern</b>	13	26.0	32	64.0	3	6.0	2	4.0	50	100.0
<b>Northern</b>	9	16.0	34	70.0	7	14.0	0	0.0	50	100.0
<b>Piedmont</b>	8	22.0	16	43.0	13	35.0	0	0.0	37	100.0
<b>Western</b>	5	42.0	7	58.0	0	0.0	0	0.0	12	100.0
<b>Statewide</b>	<b>38</b>	<b>21.0</b>	<b>107</b>	<b>63.0</b>	<b>24</b>	<b>14.0</b>	<b>2</b>	<b>1.0</b>	<b>171</b>	<b>100.0</b>

Sources: VDSS, June 2024. Information obtained from LDSS.  
 \*One investigation involved the deaths of three children.

VDSS also reports by region the ratio of child deaths to the population of children less than 18 years of age, as well as examines the number of child deaths and the percentages of founded investigations.

As exhibited in Table 5, the rate of child deaths per 100,000 children has decreased in the Central and Western Regions since SFY 2021. It should be noted that an increase of one or two child deaths would have a more significant impact on regions with a low child population (i.e. the Western Region) versus a region with a high child population (i.e. the Eastern Region).

**Table 5: Child Deaths Due to Abuse or Neglect and Rates by Region**

	SFY 2021		SFY 2022		SFY 2023	
	Deaths	Rate (Per 100,000)	Deaths	Rate (Per 100,000)	Deaths	Rate* (Per 100,000)
<b>Central</b>	12	4.0	10	3.4	3	<b>1.0</b>
<b>Eastern</b>	16	3.9	11	2.7	13	<b>3.2</b>
<b>Northern</b>	7	0.8	16	2.0	9	<b>1.1</b>
<b>Piedmont</b>	14	5.9	8	3.4	8	<b>3.3</b>
<b>Western</b>	10	9.5	9	8.5	5	<b>4.7</b>

Sources: VDSS, June 2024. Information obtained from LDSS. Kids Count Data Center from the Annie E Casey Foundation. \*The population data used to determine rate per 100,000 for children <18 years of age by region are: Central: 294,304; Eastern: 408,211; Northern: 801,031; Piedmont: 236,312; Western: 105,704.

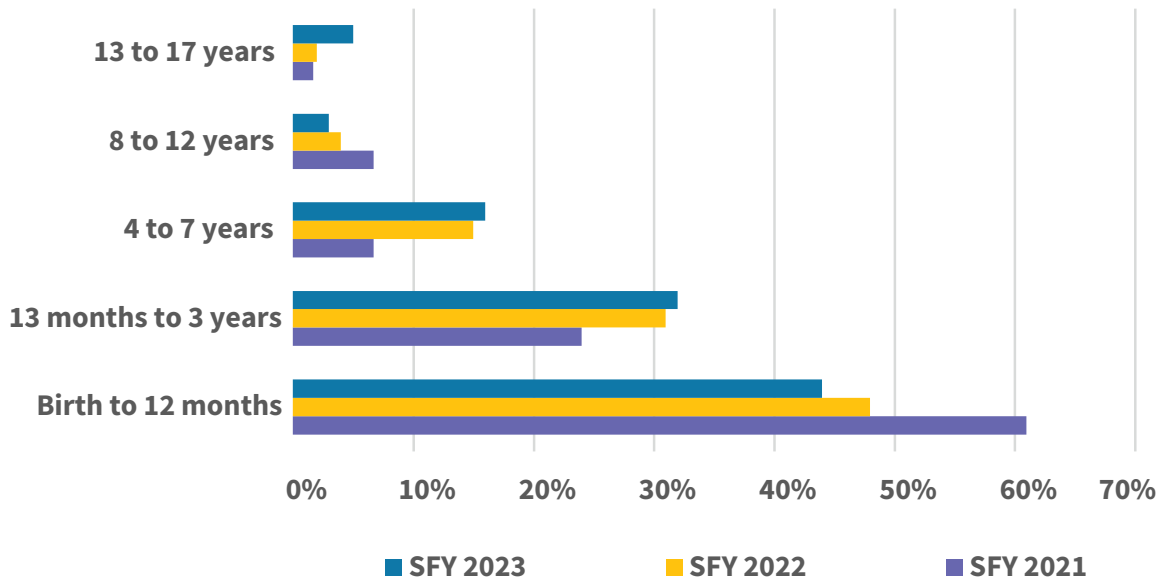


## II. CHILDREN

LDSS investigated the deaths of 173 children in SFY 2023; and 38 children were found to have died as a result of abuse or neglect. This section provides detailed demographic information and trends for the children involved in child death investigations and whose deaths were determined to be the result of abuse or neglect.

As highlighted in Table 6, children under the age of three continue to be the most vulnerable to die as a result of abuse or neglect. Virginia's percentage for SFY 2023 was 76%, which is higher than the percentage throughout the country. Nationally, 66.1% of all child fatalities in FFY 2022 were children younger than three years of age.<sup>2</sup>

**Table 6: Children Who Died From Abuse or Neglect by Age**



Sources: VDSS, June 2024. Information obtained from LDSS.

<sup>2,3,4</sup> Source: *Child Maltreatment 2022*. U.S. Department of Health and Human Services, Administration for Children and Families, Administration on Children, Youth and Families, Children's Bureau.

As shown in Table 7, there were more male child deaths than female in SFY 2023. This is consistent with the national data which indicates that boys experienced a higher fatality rate (3.26 per 100,000) than girls (2.25 per 100,000).<sup>3</sup>

**Table 7: Children Who Died From Abuse or Neglect by Gender**

	SFY 2021			SFY 2022			SFY 2023		
	#	%	Rate (per 100,000)	#	%	Rate* (per 100,000)	#	%	Rate* (per 100,000)
Female	25	42.4	2.7	23	42.6	2.5	17	45.0	1.8
Male	34	57.6	3.5	31	57.4	3.2	21	55.0	2.1
<b>Total</b>	<b>59</b>	<b>100.0</b>	<b>3.1</b>	<b>54</b>	<b>100.0</b>	<b>2.9</b>	<b>38</b>	<b>100.0</b>	<b>2.0</b>

Sources: VDSS, June 2024. Information obtained from LDSS. Kids Count Data Center from the Annie E Casey Foundation. \*The population data used to determine rate per 100,000 for children <18 years of age was females: 909,967 and males: 956,943.

As exhibited in Table 8, 46% of the children who died as a result of abuse or neglect in Virginia were White and 41% were African American. The disproportionate rate of African American child deaths in Virginia is slightly below the national data.<sup>4</sup>

**Table 8: Children Who Died From Abuse or Neglect by Race**

	SFY 2021		SFY 2022		SFY 2023		Rate* (per 100,000)
	Number	Percent	Number	Percent	Number	Percent	
African-American	16	38.0	19	32.2	18	33.0	4.8
White	20	48.0	29	49.2	32	59.0	3.2
Multi-racial	5	12.0	9	15.3	3	6.0	2.5
Asian	0	0.0	1	1.7	0	0.0	0.0
Unknown	1	2.0	1	1.7	1	2.0	N/A
<b>Total</b>	<b>42</b>	<b>100.0</b>	<b>59</b>	<b>100.0</b>	<b>54</b>	<b>100.0</b>	<b>2.8</b>

Sources: VDSS, June 2024. Information obtained from LDSS. Kids Count Data Center f/t Annie E Casey Foundation. \*The population data used to determine rate per 100,000 for children <18 years of age was African American: 374,628; White: 979,043; multi-racial: 116,030; Asian: 129,217; total: 1,886,910.

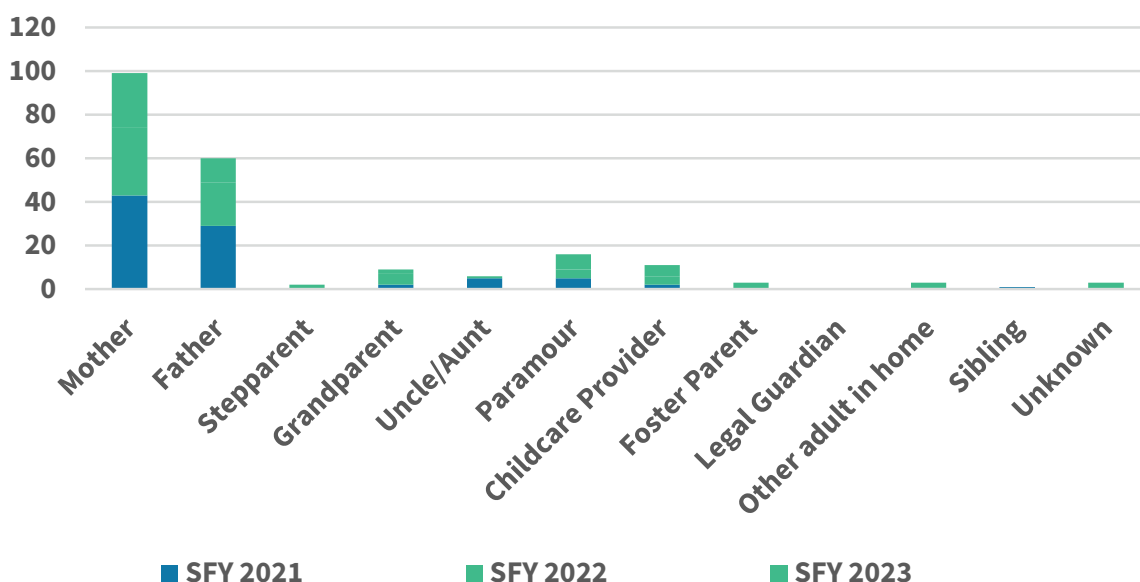
<sup>3,4</sup> Source: *Child Maltreatment 2022*. U.S. Department of Health and Human Services, Administration for Children and Families, Administration on Children, Youth and Families, Children's Bureau.

### III. CARETAKERS

CPS investigates child fatalities that are suspicious for abuse or neglect committed by a caretaker **only**.

As shown in Table 9, LDSS determined that there were 55 caretakers responsible for the deaths of 38 children due to abuse or neglect in SFY 2023. Sixteen victims were abused or neglected by two different caretakers and one victim was abused or neglected by three different caretakers. The majority of caretakers (65%) were the biological parents, which is less than the national data (81.8%) that indicates the parents acted alone, together or with other individuals.<sup>5</sup> Caretakers also include regulated (licensed) childcare providers.

**Table 9: Caretakers in Child Deaths from Abuse or Neglect**



Source: VDSS, June 2024. Information obtained from LDSS.

Nationally, more than 10 percent (13.2%) of fatalities did not have a parental relationship to their perpetrator.<sup>6</sup> Sometimes the identity of a caretaker is unknown. Unknown is used when an investigation reveals that the child was physically abused or neglected, but the LDSS is unable to establish the identity of the responsible caretaker. If new information is received regarding the identity of the caretaker, a new investigation may be conducted.

<sup>5,6</sup>Source: *Child Maltreatment 2022*. U.S. Department of Health and Human Services, Administration for Children and Families, Administration on Children, Youth and Families, Children's Bureau.

As highlighted in Table 10, the race of the caretakers was primarily White (56%) and African American (40%).

**Table 10: Race of Caretakers in Child Deaths from Abuse or Neglect**

	SFY 2021		SFY 2022		SFY 2023	
	Number	Percent	Number	Percent	Number	Percent
African-American	26	30.0	21	29.0	22	40.0
White	52	60.0	41	58.0	31	56.0
Asian	1	1.1	0	0.0	0	0.0
Unknown	4	4.6	9	13.0	2	4.0
Multi-racial	4	4.6	0	0.0	0	0.0
<b>Total Caretakers</b>	<b>87</b>	<b>100.00</b>	<b>71</b>	<b>100.0</b>	<b>55</b>	<b>100.0</b>

Source: VDSS, June 2024. Information obtained from LDSS.

As shown in Table 11, there are typically more female perpetrators of child maltreatment than male perpetrators.

**Table 11: Gender of Caretakers in Child Deaths from Abuse or Neglect**

	SFY 2021		SFY 2022		SFY 2023	
	Number	Percent	Number	Percent	Number	Percent
Female	54	62.0	37	52.0	35	63.6
Male	33	38.0	31	44.0	20	36.4
Unknown	0	0.0	3	4.0	0	0.0
<b>Total Caretakers</b>	<b>87</b>	<b>100.0</b>	<b>71</b>	<b>100.0</b>	<b>55</b>	<b>100.0</b>

Source: VDSS, June 2024. Information obtained from LDSS.

As exhibited in Table 12, the ages of caretakers ranged from 18 to 63 years in SFY 2023. The majority of the caretakers (44%) were between 30 and 39 years of age.

**Table 12: Age of Caretakers in Child Deaths from Abuse or Neglect**

	SFY 2021		SFY 2022		SFY 2023	
	Number	Percent	Number	Percent	Number	Percent
Under 20 years	8	9.1	3	4.0	1	2.0
20 to 29 years	38	44.0	36	51.0	19	35.0
30 to 39 years	27	31.0	18	25.0	24	44.0
40 to 49 years	9	10.3	3	4.0	4	7.0
50 or older	4	4.6	5	7.0	7	12.0
Unknown	1	1.1	6	9.0	0	0.0
<b>Total</b>	<b>87</b>	<b>100.0</b>	<b>71</b>	<b>100.0</b>	<b>55</b>	<b>100.0</b>

Source: VDSS June 2024. Information obtained from LDSS.

## IV. CATEGORIES OF ABUSE AND NEGLECT

In SFY 2023, 38 children died as a result of at least one type of abuse or neglect. Some children were abused or neglected in more than one way and by more than one caretaker. Of the children who died, 28 (74%) had been physically neglected and 9 (24%) had been physically abused. One child (2%) was medically neglected.

The type of abuse or neglect is not necessarily the *cause of death* for the child. For example, a child accidentally, fatally shot himself. The cause of death (determined by the medical examiner) would be gunshot wound of the head; the type of abuse or neglect (determined by CPS) would be neglect (failing to do something on behalf of the child).

As highlighted in Table 13, 27 (73%) of the child deaths involved some type of physical neglect. The two most prevalent types of neglect were Inadequate Supervision and Other/Unspecified sub-type. When determining the validity of a report, the alleged inaction by the caretaker may not clearly fit into the pre-defined sub-categories but still encompasses physical neglect so the Other/Unspecified sub-type is utilized by the LDSS.

**Table 13: Types of Neglect in Child Deaths**

	SFY 2021	SFY 2022	SFY 2023
Abandonment	0	0	0
Inadequate Supervision	15	12	10
Inadequate Shelter	1	0	1
Inadequate Food	0	0	0
Failure to Thrive	0	0	0
Medical Neglect	0	0	0
Other/Unspecified sub-type	22	23	17

Source: VDSS, June 2024. Information obtained from LDSS

Medical neglect directly caused or contributed to the death of one child (3%). Medical neglect involves a caretaker’s failure to obtain a child’s necessary medical care or to follow doctor-recommended medical regimen for the child.

As illustrated in Table 14, 9 (24%) children died as a result of physical abuse in SFY 2023.

**Table 14: Types of Abuse in Child Deaths**

	SFY 2021	SFY 2022	SFY 2023
Asphyxiation (accidental or intentional)	3	0	0
Bone Fracture	1	1	1
Burns	0	0	0
Bruises	1	0	0
Gunshot	0	1	0
Poisoning	2	3	2
Abusive Head Trauma	0	1	0
Stabbing	0	0	0
Internal Injuries	1	0	0
Head Injury	3	3	0
Chronic Physical Abuse <sup>1</sup>	0	0	0
Other or Unspecified Type	8	7	6

Source: VDSS, June 2024. Information obtained from LDSS.

<sup>1</sup>Chronic Physical Abuse, formerly known as Battered Child Syndrome.

## V. FAMILIES AND THE CHILD WELFARE SYSTEM

When initiating a response to a child fatality report, CPS assesses immediate harm or threat of harm toward any sibling(s) or other child(ren) in the home. Based on this initial safety assessment, a safety plan may be developed with the family for a course of action to mitigate any danger(s) or threat(s) of harm. The following information identifies those families and the resulting protective action taken by the LDSS.

As shown in Table 15, there were 38 households that involved 38 child death investigations resulting in founded dispositions for SFY 2023; 27 (71%) of those households had other children for whom initial safety was assessed. All of the remaining households had no other children in the home.

**Table 15: Initial Safety Outcomes for Other Children in the Household**

	SFY 2021	SFY 2022	SFY 2023
	# Families	# Families	# Families
Safety plan with family	10	12	14
Safety plan with relatives/family friends	25	25	11
Emergency removal/foster care	7	0	2
<b>Total Families</b>	<b>42</b>	<b>37</b>	<b>27</b>

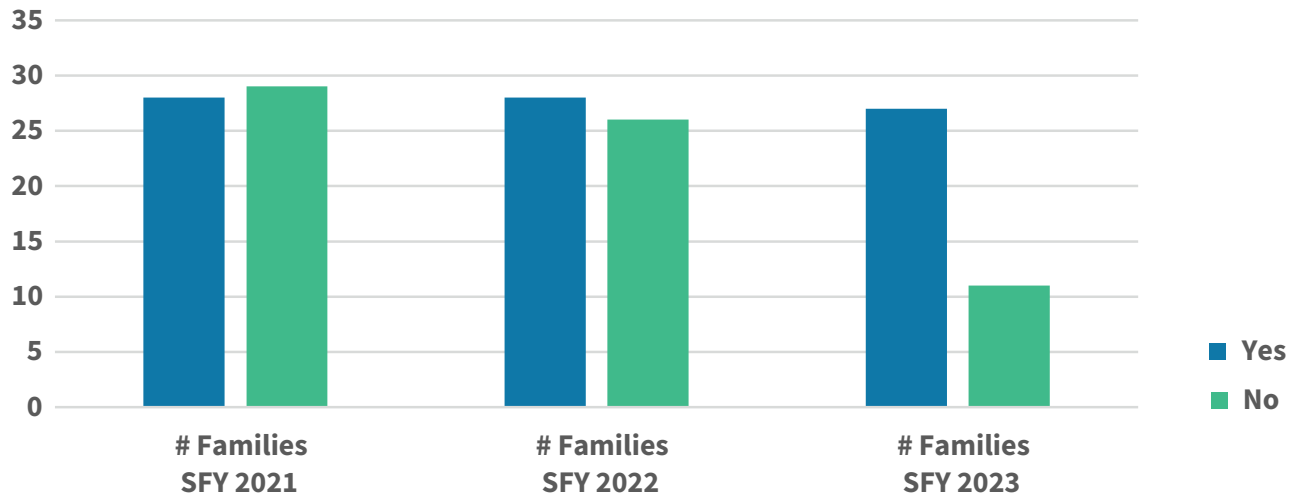
Source: VDSS, June 2024. Information obtained from LDSS.

In SFY2023, a plan was developed with 14 households that allowed the siblings to remain in their own homes. An additional 11 households placed their children in alternate living arrangements with relatives or family friends, while maintaining legal custody of their children.

As a result of CPS involvement, families were provided services that include grief counseling; burial assistance; home visiting; parent education and mental health services; substance use assessments and treatment; intimate partner violence services; and protective orders.

As exhibited in Table 16, there were 38 victims (38 households) in founded CPS fatality investigations for SFY 2023; 27 families (71%) had prior or active child welfare involvement.

**Table 16: Prior Family Child Welfare Involvement in Child Deaths from Abuse or Neglect**



Source: VDSS, June 2024. Information obtained from LDSS.

Prior involvement means that the alleged abuser, victim child or siblings were previously the subject of a family assessment, an investigation, in-home services, or foster care case. It does not include any caretaker’s history of abuse or neglect that occurred as a child or any reports of suspected child abuse or neglect that did not meet validity criteria. Prior involvement also includes any open family assessment, investigation, or case at the time of the child’s death. It may also have occurred in more than one locality or a locality different from where the child died. See the Table of Founded Child Deaths in Appendix A for further details.

## VI. REGIONAL CHILD FATALITY REVIEW TEAM ANALYSIS

Regional Child Fatality Review Teams (CFRT) convene to examine deaths that local departments of social services (LDSS) investigated. CFRTs focus on identifying risk factors, trends, and patterns, developing recommendations, and creating action plans. The Code of Virginia, specifically §32.1-283.2 provides the authority for the work of CFRT.

There is a CFRT, which is multidisciplinary in structure, in each of the five VDSS regions. As of January 1, 2024, the regional review teams were restructured in order to enhance the quality of the review process, enhance the quality of the recommendations that are developed during the meetings, and



to increase capacity across programs within the Virginia Department of Social Services (VDSS) to strengthen prevention work. Historically, regional review teams reviewed every child death that was investigated by Child Protective Services. The regional review teams will only review the child fatality investigations that meet the following criteria:

1. Current open DSS referral/case at the time of the fatality
2. Valid or invalid CPS report within last 12 months
3. Child died while in foster care (not from natural death and no complaint in foster home)
4. Child died in foster care on a trial home placement
5. Foster care case involving decedent or decedent's siblings was closed within the last 24 months

This is the same criteria that requires VDSS to notify the [Office of the Children's Ombudsman](#) when an LDSS validates a CPS referral involving a child fatality.

Each Regional Child Fatality Review Team reports annually the significant findings and themes from the reviews as well as recommendations or initiatives that result from the team's discussion of that year's child death cases. Highlights of SFY 2022's regional recommendations:

- Enhance public awareness campaigns related to safe sleep practices while continuing to target under reached populations such as the recovery community, fathers, grandparents, older siblings, and non-familial caretakers.
- Improve local and state partnerships with community resources to promote safe sleep messaging to ensure families are receiving safe sleep education prior to child welfare involvement.
- Provide more educational materials in multiple languages.

In response to these recommendations, VDSS implemented the following projects and initiatives:

- Created infographics around safe sleep practices, gun safety, and water safety that were made available for LDSS staff and the public. All three resources are available on the VDSS public website and are available in multiple languages.
- VDSS developed and distributed two brochures *Guide for Using Recreational Marijuana While Parenting and Parent's Guide for Safe Storage of Marijuana* to local agencies and community partners to educate parents on safe marijuana use and storage.
- Highlighted LDSS staff/units who are doing prevention work within their own communities. Agencies have included Washington County, Winchester, and Lynchburg for their work around safe sleep education in collaboration with their community partners.
- Participation in the Safely to Their First Birthday affinity group which is led by the National Partnership for Child Safety (NPCS). The affinity group works to develop consistent, equitable, and compassionate child welfare responses to sudden unexpected infant deaths (SUIDs), as well as the identification of upstream practices for SUID prevention.

The following are highlights of SFY 2023's regional recommendations:

- Increase safe sleep education and messaging for parents/caregivers with a history of substance use, as substance use continues to be a risk factor in many child fatality investigations.
- Collaborate with community health providers to create educational materials for parents/caregivers on the impact of substance use while pregnant, with an emphasis on the long-term impact and increased risk to infants who are born substance exposed.
- Create a public awareness campaign on gun safety and proper storage of firearms and ammunition.

## VII. UNFOUNDED REPORTS

In SFY 2023, there were 107 (62%) child fatality reports and investigations with an unfounded disposition. An unfounded disposition does not mean the abuse or neglect did not occur. An unfounded disposition means the investigation lacked a preponderance of the evidence to warrant a disposition of founded.

Of the 107 unfounded reports:

- Seventy-four of the reports (69%) involved a child less than one year of age.
- Fifty-five of the 107 reports (51%) were sleep related. This means the actual surface the child slept on, with whom the child was sleeping, or how the child was sleeping. This includes children who suffocated or accidentally asphyxiated due to their sleep environment.

Many of the sleep-related child deaths resulted in a determination by a medical examiner that the cause of death was Sudden Unexplained Infant Death (SUID). SUID is a diagnosis of exclusion, made when there is an absence of pathological findings revealing injury, violence, disease, or other fatal medical condition. A SUID diagnosis recognizes a host of confounding factors, most importantly, the presence of unsafe sleep factors and/or medical problems such as pneumonia, prematurity, or congestion<sup>7</sup>.

## VIII. PATTERNS AND TRENDS

VDSS tracks additional data to identify trends or patterns that inform prevention initiatives throughout the state. In addition to demographic information on the victim children and the families impacted by those fatalities, factors that influence family health and functioning are collected when such information is available. This specific information is sensitive to which LDSS capture this information throughout the life of their investigation.

---

<sup>7</sup> Excerpt from Sleep-Related Infant Deaths in Virginia, a report from the Virginia State Child Fatality Review Team.  
<http://www.vdh.virginia.gov/medExam/childfatality-reports.htm>

In SFY2023, a substance use component was present in 62 (36%) of all fatality investigations. This could mean that substance use was occurring in the home at the time of the fatality, or the parent(s)/ caregiver(s) has a documented history of substance use. This percentage also includes the 22 victim children who were born substance exposed. In 10 investigations, exposure to substances either contributed to or directly caused the child's death as determined by a medical examiner.

Because substance use remains prevalent across many fatality investigations, VDSS participates in a monthly collaborative of key state stakeholders, including Department of Medical Assistance Services, Department of Behavioral Health and Developmental Services, and the Department of Health, to improve the statewide response to Substance-Exposed Infants. Additionally, VDSS serves on the Steering Committee of a statewide workgroup, Pathways to Coordinated Care, led by the Virginia Department of Health (VDH). The workgroup consists of over sixty diverse members including public and private stakeholders and partners. The workgroup is focused on the needs of substance-exposed infants and their caregivers. The pandemic created some delays, but VDH has hired a new position to assist in resuming this workgroup and the work should resume in fall 2024.

Data is also collected around which families have experienced intimate partner violence (IPV). Twenty-eight (16%) families had a documented incident(s) of intimate partner violence prior to the child fatality. This could mean that CPS was previously involved with the family due to IPV or law enforcement reports prior IPV after the LDSS is notified about the child fatality.

## IX. NEAR-FATALITIES

CAPTA (Child Abuse Prevention and Treatment Act) defines a "near fatality" as *an act that, as certified by a physician, places the child in serious or critical condition (22VAC40-705-10). "Life-threatening condition" means a condition that if left untreated, more likely than not will result in death and for which the recommended medical treatments carry a probable chance of impairing the health of the individual or a risk of terminating the life of the individual.*

There were 38 near-fatalities reported and investigated by the LDSS for possible abuse or neglect. Twelve of the 38 children were under the age of one, fifteen were between 13 months old and 3 years old, and the remaining eleven children ranged in age from four to 17 years old. Fifty percent (19) of the children were male and 50% (19) were female. The race of the children was 34% African American; 50% White; 3% Asian; 8% Unknown; and 5% Multi-Racial. Twenty-two of the 38 investigations (58%) were founded for abuse or neglect; sixteen of the families had prior child welfare involvement.

## X. APPENDICES

### A. TABLE OF CHILD DEATH INVESTIGATIONS WITH A FOUNDED DISPOSITION

Locality	"Date of Death"	Date of Birth	Age (years)	Child Sex	Race	Abuser (s)	Abuse Type	Previous History	Summary (SUID stands for Sudden Unexpected Infant Death)
York	7/7/2022	8/23/2020	1.9	Female	W	father mother grandfather	Physical Abuse Physical Neglect Physical Abuse	In September 2020, York DSS opened a Family Assessment due to the decedent being born substance exposed and experiencing significant withdrawal symptoms. The assessed risk was high and an in-home case was opened with the family; services were provided.	Child was found unresponsive in the home. Cause of death is acute combined overdose with tobacco exposure and laboratory evidence of SARS-COVID-19 viral infection.
Lynchburg	7/16/2022	12/12/2021	0.6	Male	AA	father	Physical Abuse	None.	Child was found unresponsive in the home. Cause of death is undetermined.
Smyth	7/19/2022	1/28/2022	0.5	Male	W	mother	Physical Neglect	In November 2021, Smyth DSS opened a Family Assessment due to the decedent being born substance exposed. Services were provided.	Child was found unresponsive in the home. Cause of death is suffocation with methamphetamine exposure contributing.
Virginia Beach	8/1/2022	3/22/2020	2.4	Female	AA	mother	Physical Abuse	None.	Child was found unresponsive in the home. Cause of death is acute diphenhydramine toxicity.
Loudoun	8/3/2022	6/11/2022	0.1	Female	AA	mother father	Physical Neglect Physical Neglect	None.	Child was found unresponsive in the home. Cause of death is undetermined.
James City	8/9/2022	3/24/2022	0.4	Male	W	childcare worker (unreg)	Physical Neglect	None.	Child was found unresponsive in the babysitter's home. Cause of death is SUID associated with unsafe sleep.
Newport News	9/4/2022	9/23/2021	0.9	Male	AA	mother mother's paramour	Physical Neglect Physical Neglect	None.	Child was found unresponsive in the home. Autopsy report not documented.
Bedford County	9/11/2022	4/16/2022	0.4	Male	AA	foster parent foster parent	Physical Neglect Physical Neglect	The mother and her two oldest children had ongoing CPS involvement since 2020 due to substance use and inadequate shelter. Lynchburg DSS conducted four family assessments on the family between March of 2020 and April 2022. They opened an In-Home Services case in July 2022 and sought a Child Protective Order (CPO). In August 2022, Lynchburg DSS executed a removal of all three children when the CPO was violated. Services were provided.	Child was found unresponsive in the foster home. Autopsy results not documented.
Henry	9/18/2022	11/25/2019	2.8	Female	W	mother	Physical Neglect	Between 2013 and 2014, Patrick County DSS conducted four CPS Investigations on the family for allegations of physical neglect and substance-exposed infant. The investigations resulted in one Founded Level 1 disposition, one Founded Level 2 disposition, and two Founded Level 3 dispositions. The risk on all four investigations was very high. Patrick County DSS had an In-Home Services case on the family from February 2005 until March 2006. The children were in foster care in Patrick County from 2013 to 2014 and 2014 to 2017. Services were provided.	Child was found unresponsive in a bath tub. Cause of death is complications of drowning.
Louisa	10/3/2022	9/3/2022	0.1	Female	W	mother	Physical Neglect	In September 2022, Louisa opened a Family Assessment after the decedent as born substance exposed to the mother's prescribed Methadone. This Family Assessment was open at the time of the fatality.	Child was found unresponsive in the home. Cause of death is SUID associated with co-sleeping in an adult bed, soft bedding, and a cluttered sleep environment.
Hanover	10/20/2022	5/15/2020	2.4	M	Multi	mother mother's paramour	Physical Abuse Physical Abuse	None.	Child was found unresponsive in the home. Cause of death is blunt force trauma to the head, neck, torso, and extremities.

**A. TABLE OF CHILD DEATH INVESTIGATIONS WITH A FOUNDED DISPOSITION**

*continued*

Locality	"Date of Death"	Date of Birth	Age (years)	Child Sex	Race	Abuser (s)	Abuse Type	Previous History	Summary (SUID stands for Sudden Unexpected Infant Death)
Norfolk	10/22/2022	4/28/2022	0.5	M	W	mother father	Physical Neglect Physical Neglect	In September 2022, Virginia Beach DSS received a report alleging a history of domestic violence with the parents and concerns for the mother's ongoing legal issues. A Family Support case was opened with the family, but was closed shortly after opening due to the agency being unable to make contact with the family.	Child was found unresponsive. Cause of death is SUID associated with co-sleeping in an adult bed, methamphetamine exposure, and viral respiratory infection.
James City	10/30/2022	5/22/2021	1.4	F	W	childcare worker (unreg)	Physical Neglect	In June 2018, James City County opened a Family Assessment after allegations that the babysitter had physically abused her niece. The allegations were not substantiated. In December 2019, James City County opened a Family Assessment due to concerns about the babysitter's stepchildren while they were in the care of their biological mother. The babysitter was not an alleged abuser/neglector in this referral. Services were provided.	Child was found unresponsive in the babysitter's pool. Cause of death is drowning.
Fredericksburg	11/6/2022	9/20/2022	0.1	F	W	mother	Physical Neglect	None.	Child was found unresponsive in the home. Cause of death is SUID associated with unsafe bed/bedding and co-sleeping.
Spotsylvania	11/7/2022	9/23/2017	5.1	M	AA	mother mother's paramour	Physical Abuse Physical Abuse	None.	Child was found unresponsive in the home. Cause of death is undetermined.
Mecklenburg	11/13/2022	8/14/2021	1.2	F	AA	mother	Physical Neglect	In June 2022, Mecklenburg DSS opened a Family Assessment after an incident of intimate partner violence between the mother and father where the children were present. Services were provided.	Child became unresponsive and passed in a hospital setting. Cause of death is complications of thermal injury.
Smyth	12/6/2022	8/21/2022	0.3	M	W	mother	Physical Neglect	None.	Child was found unresponsive in the home. Cause of death is accidental suffocation.
Spotsylvania	12/16/2022	9/6/2016	6.3	F	W	mother mother's paramour	Physical Neglect Physical Neglect	In 2022, Spotsylvania DSS received two invalid reports involving the family.	Child was found unresponsive in the home. Cause of death is fentanyl toxicity.
Portsmouth	12/19/2022	7/15/2017	5.4	M	W	mother grandmother	Physical Neglect Physical Neglect	The family had significant involvement with Portsmouth and Virginia Beach DSS between 2017 and 2022 due to ongoing parental substance use; services were provided.	Child was found unresponsive in the home. Cause of death is acute fentanyl toxicity.
Arlington	1/10/2023	9/29/2020	2.3	M	AA	mother father	Physical Neglect Physical Neglect	In August 2022, Arlington DSS opened a Family Assessment after an incident of intimate partner violence between the mother and father in front of the children. The father was under the influence of PCP and alcohol, and was subsequently arrested. Services were provided.	Child was found unresponsive in the home. Cause of death is fentanyl toxicity.
Portsmouth	1/17/2023	11/19/2022	0.2	F	W	mother	Physical Abuse	In 2022, Portsmouth DSS received two invalid reports involving the family.	Child was found unresponsive in the home. Cause of death is SUID associated with acute methamphetamine exposure, possible asphyxia due to an unsafe sleep surface, and mild respiratory viral infection.
Norfolk	1/18/2023	10/1/2008	14.3	F	AA	mother father	Medical Neglect Medical Neglect	In 2014, Norfolk DSS received numerous reports alleging medical neglect of the decedent and physical neglect of other siblings in the home. Norfolk DSS opened a dual in-home and foster care case in 2014 after the decedent was removed from the biological family's home due to the parent's inability to meet the child's medical needs. She was returned to the parent's home in 2015. In August 2016, Portsmouth DSS received a referral alleging similar concerns regarding medical neglect of the decedent. Portsmouth attempted to open an In-Home case with the family, but were unable to locate them to provide services.	Child found unresponsive in the home. Autopsy results not documented.
Roanoke	1/24/2023	3/16/2018	4.9	F	Multi	mother's paramour	Physical Abuse	In February 2022, Roanoke City DSS received a report alleging concerns for the mother's now 7-year-old child. This referral was screened out, but a Family Support case was attempted with the family. The mother declined services.	Child became unresponsive in the home. Cause of death is not documented.

**A. TABLE OF CHILD DEATH INVESTIGATIONS WITH A FOUNDED DISPOSITION**

*continued*

Locality	"Date of Death"	Date of Birth	Age (years)	Child Sex	Race	Abuser (s)	Abuse Type	Previous History	Summary (SUID stands for Sudden Unexpected Infant Death)
Tazewell	2/3/2023	1/14/2021	2.1	M	W	father mother	Physical Neglect Physical Neglect	From 2015 to 2021, Tazewell received multiple reports related to parental substance use and the fatality of another sibling. Services were provided.	Child was found unresponsive in a river. Cause of death is hypothermia and drowning.
King George	2/21/2023	9/13/2022	0.4	M	Unk	child care worker (reg) child care worker (reg)	Physical Neglect Physical Neglect	None.	Child was found unresponsive at his childcare facility. Cause of death is complications of COVID 19 and Adenovirus.
Lynchburg	2/24/2023	3/22/2010	12.9	F	AA	mother	Physical Neglect	In July 2020, Amherst DSS opened a Family Assessment after receiving a report that the mother was dating a 16-year-old (the mother was 31 at the time) who was selling drugs, the mother was using drugs, and all parties were mishandling firearms. Services were provided.	Child became unresponsive in the home. Cause of death is gunshot wound to the abdomen.
Scott	3/23/2023	1/27/2023	0.2	M	W	foster parent	Physical Neglect	In January 2023, Bristol opened a Family Assessment after the decedent's birth due to the biological mother being unable to care for the decedent. Ultimately, the mother signed a temporary entrustment and the decedent was placed in foster care. Services were provided.	Child was found unresponsive in the foster home. Cause of death is SUID.
Chesapeake	3/30/2023	4/21/2020	2.9	F	AA	mother's paramour	Physical Abuse	Between 2020 and 2022, multiple agencies received reports due to parental substance use and physical abuse. Services were provided.	Child became unresponsive in the home. Cause of death is blunt head and abdominal trauma, with smothering as an additional significant factor.
Augusta	4/1/2023	9/7/2022	0.6	M	Multi	mother father	Physical Neglect Physical Neglect	In November 2022, Harrisonburg DSS received an invalid report regarding the child and family.	Child was found unresponsive in the home. Cause of death is SUID.
Lunenburg	4/4/2023	2/28/2017	6.1	F	W	mother father	Physical Neglect Physical Neglect	In March 2022, Lunenburg DSS opened a Family Assessment after receiving a report that there was drug use in the home, a lack of supervision, and poor home conditions. Services were provided.	Child became unresponsive following an ATV accident. Autopsy results not documented.
Prince William	4/6/2023	9/6/2017	5.6	F	Multi	mother's paramour	Physical Abuse	The family has extensive history dating back to 2012. The allegations ranged from physical abuse, physical neglect, substance use, mental health, and housing instability. The family has history across multiple jurisdictions to include Fredericksburg, Warren, Fairfax County, and Prince William. Services were provided.	Child was pronounced deceased following a motor vehicle accident. Cause of death is multiple blunt force injuries.
Newport News	4/6/2023	2/1/2020	3.2	M	AA	father	Physical Neglect	In February 2020, Newport News DSS opened an In-Home case after receiving a referral alleging concerns about the decedent being in the care of his biological mother. Services were provided.	Child was found unresponsive in the home. Cause of death is self-inflicted gunshot wound to the head.
Franklin County	4/21/2023	1/12/2023	0.3	F	W	child care worker (unreg)	Physical Neglect	None.	Child was found unresponsive in the childcare provider's home. Cause of death is suffocation.
Suffolk	5/9/2023	12/2/2022	0.4	M	AA	mother	Physical Neglect	None.	Child was found unresponsive in a vehicle. Cause of death is hyperthermia.
Hampton	6/6/2023	10/25/2006	16.6	M	AA	other other	Physical Neglect Physical Neglect	In January 2007, Norfolk opened an in-home case due to substance use concerns with the decedent's biological mother. In June 2012, Norfolk opened a short-term intake to assist the decedent's grandmother (who had full custody of the decedent) with utility bills.	Child became unresponsive at a community pool. Cause of death is drowning.
Pulaski	6/11/2023	5/10/2021	2.1	M	W	mother	Physical Neglect	In September 2020, Wythe opened a Family Assessment after receiving a report that the family's home was covered in urine, feces, and bugs and that the decedent's sibling had a strong odor to him. An in-home case was opened; services were provided.	Child was found unresponsive in a pool. Cause of death is drowning.

**A. TABLE OF CHILD DEATH INVESTIGATIONS WITH A FOUNDED DISPOSITION**

*continued*

Locality	"Date of Death"	Date of Birth	Age (years)	Child Sex	Race	Abuser (s)	Abuse Type	Previous History	Summary (SUID stands for Sudden Unexpected Infant Death)
Fairfax	6/15/2023	1/28/2023	0.4	M	Unk	father	Physical Neglect	In January 2023, Fairfax opened a Family Assessment after the decedent was born. The decedent was having trouble feeding and the feeding difficulties were attributed to substance exposure in utero. It was also reported that the father shook the infant's head to keep him awake for a feeding while in the hospital. Services were provided.	Child was found unresponsive in the home. Cause of death is undetermined.
Henrico	6/27/2023	5/5/2020	3.1	M	AA	mother	Physical Neglect	In July 2022, Richmond City received an invalid report regarding the child and family.	Child was found unresponsive in the home. Cause of death is fentanyl toxicity.

## B. TABLE OF CHILD DEATH INVESTIGATIONS WITH AN UNFOUNDED DISPOSITION

Locality	"Date of Death"	Date of Birth	Age (years)	Child Sex	Race	Abuser (s)	Abuse Type	Previous History	Summary (SUID stands for Sudden Unexpected Infant Death)
Albemarle	7/1/2022	6/9/2022	0.1	F	AA	Mother	Physical Neglect	No	Child found unresponsive in the home. Cause of death is SUID associated with unsafe sleep conditions and neonatal jaundice.
Mecklenburg	7/2/2022	4/28/2022	0.2	M	Multi	Mother Father	Physical Neglect Physical Neglect	Yes	Child found unresponsive in the home. Cause of death is SUID associated with co-sleeping.
King George	7/6/2022	5/30/2022	0.1	F	AA	Mother	Physical Neglect	Yes	Child found unresponsive in the home. Cause of death is SUID associated with co-sleeping, unsafe sleep surface, SARS-COV-2 Positive.
Norfolk	7/6/2022	6/24/2022	0.0	M	AA	Mother Father	Physical Neglect Physical Neglect	No	Child found unresponsive in the home. Autopsy not documented.
Petersburg	7/7/2022	5/30/2022	0.1	M	AA	Mother	Physical Neglect	Yes	Child was found unresponsive in the home. Cause of death is SUID associated with co-sleeping and soft bedding.
Virginia Beach	7/9/2022	4/6/2018	4.3	M	W	Father Mother	Physical Abuse Physical Abuse	No	Child became unresponsive in the home. Cause of death is blunt head impact, contributing, laboratory evidence of SARS Covid 19 Infection.
Wise	7/11/2022	6/15/2022	0.1	M	W	Mother Father	Physical Abuse	No	Child was found unresponsive in the home. Cause of death is accidental suffocation.
Buckingham	7/11/2022	10/16/2015	6.7	M	W	Father Mother	Physical Neglect Physical Neglect	No	Child was found unresponsive in a pond. Cause of death is drowning.
Harrisonburg	7/13/2022	4/20/2022	0.2	M	Unk	Mother	Physical Neglect	No	Child was found unresponsive in the home. Cause of death is Sudden Unexpected Death in Infancy.
Newport News	7/16/2022	3/27/2022	0.3	M	AA	Mother Father	Physical Neglect Physical Neglect	No	Child was found unresponsive in the home. Cause of death is SUID associated with viral infection (rhinovirus and possible cytomegalovirus), unsafe sleep surface, and premature birth with history of intraventricular hemorrhage and hydrocephalus.
Shenandoah	7/17/2022	2/4/2022	0.5	M	W	Mother Mother's paramour	Physical Neglect Physical Neglect	Yes	Child was found unresponsive in the home. Cause of death is Sudden Unexpected Death in Infancy.
Portsmouth	7/26/2022	6/22/2022	0.1	F	AA	Mother Father	Physical Neglect Physical Neglect	No	Child was found unresponsive in the home. Cause of death was SUID associated with an unsafe sleep environment with enterovirus and rhinovirus infections.
Lee	7/26/2022	2/27/2022	0.4	F	W	Child care worker-unreg Child careworker-unreg	Physical Neglect Physical Neglect	Yes	Child was found unresponsive in the home. Cause of death is accidental suffocation.
Roanoke County	7/27/2022	4/10/2022	0.3	M	AA	Mother Father	Physical Neglect Physical Neglect	No	Child was found unresponsive in the home. Cause of death is SUID associated with unsafe sleep environment.
Henrico	7/28/2022	7/14/2022	0.0	M	W	Mother Father	Physical Neglect Physical Neglect	No	Child was found unresponsive in the home. Cause of death is SUID with prone positioning.
Danville	8/4/2022	5/13/2018	4.2	F	W	Mother Father Sibling	Physical Neglect Physical Neglect Physical Abuse	Yes	Child was found unresponsive in the home. Cause of death is complications of anoxic brain injury (brain injury resulting from a lack of oxygen) of uncertain etiology.



**B. TABLE OF CHILD DEATH INVESTIGATIONS WITH AN UNFOUNDED DISPOSITION**

*continued*

Locality	"Date of Death"	Date of Birth	Age (years)	Child Sex	Race	Abuser (s)	Abuse Type	Previous History	Summary (SUID stands for Sudden Unexpected Infant Death)
Virginia Beach	8/7/2022	6/15/2022	0.1	F	Multi	Mother Father	Physical Neglect Physical Neglect	No	Child was found unresponsive in the home. Cause of death is accidental asphyxia in an unsafe sleep situation.
York	8/9/2022	5/6/2018	4.3	M	W	Mother	Physical Neglect	No	Child was found unresponsive in a pool. Cause of death is complications of near-drowning.
Prince William	8/11/2022	7/12/2022	0.1	M	W	Mother	Physical Neglect	No	Child was found unresponsive in the home. Cause of death is Sudden Unexpected Death in Infancy.
Fairfax	8/12/2022	3/14/2022	0.4	M	Unk	Unknown	Physical Abuse	No	Child was found unresponsive in the home. Cause of death is Sudden Unexpected Death in Infancy.
Winchester	8/24/2022	2/16/2022	0.5	M	W	Father	Physical Neglect	No	Child was found unresponsive in the home. Cause of death is SUID associated with unsafe sleep.
Prince William	8/24/2022	5/3/2022	0.3	F	W	Unknown	Physical Neglect	No	Child was found unresponsive in the home. Cause of death is undetermined.
Prince William	8/24/2022	12/10/2019	2.7	M	W	Mother	Physical Neglect	No	Child was found unresponsive in the home. Cause of death is choking.
Chesterfield	8/25/2022	3/26/2022	0.4	M	W	Mother Father	Physical Neglect Physical Neglect	No	Child was found unresponsive in the home. Autopsy report not documented.
Frederick	8/25/2022	5/14/2022	0.3	M	Unk	child care worker-unreg	Physical Neglect	No	Child was found unresponsive in the babysitter's home. Cause of death is asphyxia due to an unsafe sleep environment.
Norfolk	8/27/2022	8/8/2008	14.1	M	W	Mother	Physical Neglect	No	Child was found unresponsive in the home. Cause of death is delayed death followed by hanging.
Loudoun	8/28/2022	4/25/2022	0.3	M	Unk	Mother Father	Physical Neglect Physical Neglect	No	Child was found unresponsive in the home. Cause of death is Sudden Unexpected Death in Infancy.
Chesapeake	9/1/2022	8/13/2022	0.1	F	W	Mother	Physical Neglect	Yes	Child passed away in the hospital following a pre-mature birth. An autopsy was not conducted.
Virginia Beach	9/1/2022	8/8/2022	0.1	F	Unk	Foster Parent Foster Parent	Physical Neglect Physical Neglect	Yes	Child was found unresponsive in the foster home. Cause of death is complications from Larsen Syndrome.
Pittsylvania	9/3/2022	8/11/2016	6.1	M	W	Father Mother	Physical Neglect Physical Neglect	No	Child was found unresponsive following a motor vehicle accident. Cause of death is blunt injuries to the head and chest.
Augusta	9/3/2022	7/9/2013	9.2	M	W	Mother	Physical Neglect	Yes	Child was found unresponsive in the home. Cause of death is complications of Kernicterus.
Culpeper	9/7/2022	3/31/2022	0.4	F	Unk	Unknown	Medical Neglect	No	Child became unresponsive in the community. Cause of death is complications from dilated cardiomyopathy.
Fairfax	9/19/2022	9/5/2022	0.0	F	W	Unknown	Physical Neglect	No	Child was found unresponsive in the home. Cause of death is Sudden Unexpected Death in Infancy.
Richmond City	9/25/2022	4/27/2011	11.4	M	AA	Mother Father	Physical Neglect Physical Neglect	Yes	Child was found unresponsive in the home. Cause of death is suicide by hanging.
Suffolk	9/25/2022	2/12/2018	4.6	M	AA	Stepparent	Physical Abuse	Yes	Child was found unresponsive in the home. Cause of death is gunshot wound.
Loudoun	9/25/2022	2/9/2005	17.6	F	W	Mother Father	Physical Neglect Physical Neglect	Yes	Child was found unresponsive in the home. Cause of death is acute intoxication due to the combined effects of fentanyl, bupropion, and fluoxetine.

**B. TABLE OF CHILD DEATH INVESTIGATIONS WITH AN UNFOUNDED DISPOSITION**

*continued*

Locality	"Date of Death"	Date of Birth	Age (years)	Child Sex	Race	Abuser (s)	Abuse Type	Previous History	Summary (SUID stands for Sudden Unexpected Infant Death)
Virginia Beach	9/26/2022	10/7/2021	1.0	M	W	Father	Physical Neglect	No	Child was found unresponsive in the home. Cause of death is SUID associated with respiratory infection, possible asthma, preterm birth with good catch-up growth, enlarged liver, and possible asphyxia.
Warren	9/27/2022	1/25/2022	0.7	F	W	Mother Father	Physical Neglect Physical Neglect	Yes	Child was found unresponsive in the home. Cause of death is SUID associated with unsafe sleep and viral infection.
Danville	9/28/2022	6/15/2022	0.3	M	AA	Mother	Physical Neglect	No	Child was found unresponsive in the home. Cause of death is suffocation.
Isle of Wight	9/30/2022	8/15/2022	0.1	F	AA	Mother	Physical Neglect	Yes	Child was found unresponsive in the home. Cause of death is undetermined.
Richmond City	10/1/2022	9/21/2020	2.0	M	AA	Mother	Physical Neglect	Yes	Child was found unresponsive in the home. An autopsy was not conducted.
Arlington	10/6/2022	8/17/2022	0.1	M	W	Unknown	Physical Abuse	No	Child was found unresponsive in the home. Cause of death is complications of asphyxia due to unsafe sleep environment.
Norfolk	10/7/2022	5/30/2022	0.4	M	AA	Mother Father	Physical Neglect Physical Neglect	Yes	Child was found unresponsive in the home. Cause of death is SUID associated with unsafe sleep surface with additional significant factors; SARS Covid 19, parainfluenza virus III, and congenital renal disease.
Fauquier	10/10/2022	6/24/2022	0.3	M	W	Grandmother	Physical Neglect	No	Child was found unresponsive in the grandparent's home. Cause of death is undetermined.
Norfolk	10/20/2022	6/18/2008	14.3	F	AA	Mother	Physical Neglect	No	Child was found unresponsive in a relative's home. An autopsy was not conducted.
Manassas	10/23/2022	6/2/2022	0.4	F	AA	Mother	Physical Neglect	Yes	Child was found unresponsive in the home. Cause of death is undetermined.
Mecklenburg	11/7/2022	9/8/2022	0.2	F	W	Father Mother	Physical Abuse Physical Abuse	Yes	Child was found unresponsive in the home. Cause of death is SUID associated with co-sleeping.
Prince William	11/7/2022	6/23/2019	3.4	M	AA	Father Mother	Physical Abuse Physical Abuse	No	Child was found unresponsive in the home. An autopsy was not conducted.
Spotsylvania	11/22/2022	11/16/2022	0.0	F	Multi	Mother Father	Physical Neglect Physical Neglect	No	Child was found unresponsive in the home. Cause of death is blunt and sharp force injuries to torso.
Henrico	12/3/2022	9/8/2022	0.2	M	AA	Mother	Physical Neglect	Yes	Child was found unresponsive in the home. Cause of death is SUID with prone positioning and unsafe bedding.
Franklin	12/4/2022	6/6/2006	16.5	M	AA	Father Great Grandparent	Physical Neglect Physical Neglect	Yes	Child was found unresponsive in the home. Cause of death is self-inflicted gunshot wound.
Henry	12/11/2022	8/9/2022	0.3	M	AA	Mother	Physical Neglect	Yes	Child was found unresponsive in the home. Cause of death is SUID.
Richmond City	12/12/2022	7/7/2021	1.4	F	AA	Father Father's paramour	Physical Neglect Physical Neglect	Yes	Child was found unresponsive in the home. Cause of death is undetermined.
Virginia Beach	12/16/2022	8/9/2022	0.4	M	AA	Father	Physical Neglect	No	Child was found unresponsive in the home. Cause of death is SUID associated with prone position, anomalous coronary artery and atrial septal defects.
James City	12/18/2022	11/19/2022	0.1	M	W	Mother	Physical Neglect	Yes	Child was found unresponsive in the home. Autopsy report not documented.

**B. TABLE OF CHILD DEATH INVESTIGATIONS WITH AN UNFOUNDED DISPOSITION**

*continued*

Locality	"Date of Death"	Date of Birth	Age (years)	Child Sex	Race	Abuser (s)	Abuse Type	Previous History	Summary (SUID stands for Sudden Unexpected Infant Death)
Arlington	12/30/2022	11/12/2009	13.1	F	AA	Unknown	Physical Abuse	Yes	Child was found unresponsive in the home. Cause of death is suicide by hanging.
Alexandria	1/5/2023	11/26/2022	0.1	M	AA	Other	Physical Neglect	Yes	Child was found unresponsive in caregiver's home. Cause of death is SUID.
Spotsylvania	1/7/2023	12/27/2022	0.0	M	W	Unknown	Physical Neglect	No	Child was found unresponsive in the home. Autopsy report not documented.
Spotsylvania	1/11/2023	12/14/2022	0.1	M	Multi	Mother Father	Physical Neglect Physical Neglect	No	Child was found unresponsive in the home. Cause of death is SUID associated with co-sleeping and soft bedding.
Norton	1/12/2023	10/15/2022	0.2	M	W	Foster Parent Foster Parent	Physical Abuse Physical Abuse	Yes	Child was found unresponsive in the foster home. Cause of death is undetermined.
Chesapeake	1/12/2023	7/27/2021	1.5	M	W	Mother	Physical Neglect	No	Child became unresponsive at a relative's home. Cause of death is head trauma due to auto-pedestrian accident.
Staunton	1/15/2023	1/12/2023	0.0	M	AA	Mother Father	Physical Neglect Physical Neglect	No	Child died following a home birth. Cause of death is undefined for fetal deaths.
North-umberland	1/18/2023	12/29/2022	0.1	M	W	Mother Father	Physical Abuse Physical Abuse	Yes	Child was found unresponsive in the home. Cause of death is SUID associated with co-sleeping.
Prince William	1/19/2023	7/1/2007	15.6	M	AA	Mother Father Aunt	Physical Neglect Physical Neglect Physical Neglect	No	Child was found unresponsive in the home. Cause of death is self-inflicted gunshot wound to the head.
Henrico	1/20/2023	11/12/2022	0.2	M	AA	Mother Father	Physical Neglect Physical Neglect	No	Child was found unresponsive in the home. Cause of death is SUID associated with unsafe bed/bedding, co-sleeping, and prone positioning.
Prince William	1/22/2023	6/2/2001	21.6	M	W	Mother Father	Physical Neglect Physical Neglect	Yes	Child was found unresponsive in the home. Cause of death due to natural causes.
Virginia Beach	1/26/2023	2/25/2005	17.9	M	Multi	Other Other	Physical Neglect Physical Neglect	No	Child became unresponsive on a school bus. Cause of death is attributed to sepsis, cardiogenic shock, presumed septic shock, urinary tract infection, pulmonary hemorrhage and status epilepticus.
Richmond City	2/10/2023	1/13/2023	0.1	M	AA	Mother Sibling	Physical Neglect Physical Neglect	Yes	Child was found unresponsive in the home. Cause of death is undetermined.
Hopewell	2/14/2023	12/8/2022	0.2	F	AA	Mother	Physical Neglect	No	Child was found unresponsive in the home. Cause of death is overlay associated with co-sleeping.
Henrico	2/12/2023	7/16/2021	1.6	M	Unk	Father Mother	Physical Neglect Physical Neglect	No	Child was found unresponsive in the home. Cause of death is anoxic encephalopathy due to ligature strangulation.
Giles	2/16/2023	10/27/2021	1.3	M	W	Mother	Physical Neglect	No	Child was found unresponsive in the home. Cause of death is complications of Waterhouse-Friderichsen Syndrome due to staphylococcal sepsis with respiratory syncytial virus superinfection.
Manassas	2/18/2023	12/26/2022	0.1	M	W	Mother Father	Physical Neglect Physical Neglect	Yes	Child was found unresponsive in the home. Cause of death is undetermined.
York	2/22/2023	10/31/2022	0.3	M	W	child care worker-unreg	Physical Neglect	Yes	Child was found unresponsive in the childcare provider's home. Cause of death is SUID associated with viral infection and mild hepatic steatosis.

**B. TABLE OF CHILD DEATH INVESTIGATIONS WITH AN UNFOUNDED DISPOSITION**

*continued*

Locality	"Date of Death"	Date of Birth	Age (years)	Child Sex	Race	Abuser (s)	Abuse Type	Previous History	Summary (SUID stands for Sudden Unexpected Infant Death)
Arlington	2/28/2023	9/6/2022	0.5	F	W	Mother	Physical Neglect	Yes	Child was found unresponsive in the home. Cause of death is sudden unexpected death in infancy.
Chesapeake	3/3/2023	12/19/2022	0.2	M	W	Child care worker-unreg Child careworker-unreg	Physical Neglect Physical Neglect	No	Child was found unresponsive in the childcare provider's home. Cause of death is SUID associated with an unsafe sleep surface and laboratory evidence of viral infection.
Lee	3/5/2023	7/13/2022	0.6	M	W	Mother Father	Physical Neglect Physical Neglect	No	Child was found unresponsive in the home. Cause of death is accidental suffocation.
Richmond City	3/8/2023	10/17/2021	1.4	F	AA	Mother Father	Medical Neglect Medical Neglect	Yes	Child was found unresponsive in the home. Cause of death is complications of genetic epilepsy, human rhinovirus/enterovirus and coronavirus infection.
Westmoreland	3/13/2023	2/3/2023	0.1	M	W	Mother	Physical Neglect	Yes	Child was found unresponsive in the home. Cause of death is SUID associated with unsafe sleeping arrangements.
Fairfax	3/17/2023	9/7/2021	1.5	M	Asian	Unknown	Physical Neglect	No	Child was found unresponsive in the home. Cause of death is undetermined.
Shenandoah	3/22/2023	10/9/2021	1.5	F	W	Unknown	Medical Neglect	Yes	Child was found unresponsive in the home. An autopsy was not conducted.
Mecklenburg	3/22/2023	2/15/2023	0.1	F	AA	Mother Father	Physical Abuse Physical Abuse	No	Child was found unresponsive in the home. Cause of death is SUID associated with prone positioning.
Prince William	3/25/2023	2/17/2023	0.1	F	W	Father	Physical Neglect	No	Child was found unresponsive in the home. Cause of death is SUID.
Richmond City	3/27/2023	6/14/2022	0.8	F	AA	Mother	Physical Neglect	No	Child was found unresponsive in bathtub. Cause of death is drowning.
Portsmouth	3/30/2023	1/27/2023	0.2	F	Multi	Mother Father	Physical Neglect Physical Neglect	No	Child was found unresponsive in the home. Cause of death is SUID associated with co-sleeping and unsafe sleep surface.
Scott	3/31/2023	11/23/2022	0.4	F	W	Mother Father	Physical Neglect Physical Neglect	No	Child was found unresponsive in the home. Cause of death is SUID associated with unsafe sleep environment.
Chesapeake	4/1/2023	11/28/2022	0.3	F	AA	Mother Father	Physical Neglect Physical Neglect	No	Child was found unresponsive in the home. Cause of death is SUID associated with unsafe sleep surface, mild acute pneumonia, and focal pulmonary lymphangiectasia/lymphangiomatosis.
Portsmouth	4/3/2023	5/3/2019	3.9	M	AA	Father	Physical Neglect	No	Child was found unresponsive in the home. Cause of death is gunshot wound of the head.
Pittsylvania	4/3/2023	8/11/2022	0.6	F	W	Grandmother Grandfather	Physical Neglect Physical Neglect	No	Child was found unresponsive in the grandparent's home. Cause of death is suffocation.
Virginia Beach	4/9/2023	1/5/2023	0.3	F	AA	Mother Father	Physical Abuse Physical Abuse	Yes	Child was found unresponsive in the home. Cause of death is undetermined.
Lynchburg	4/15/2023	1/10/2023	0.3	M	AA	Mother Father	Physical Neglect Physical Neglect	No	Child was found unresponsive in the home. Cause of death is suffocation due to co sleeping.
Prince Edward	4/17/2023	4/7/2023	0.0	M	AA	Mother Father	Physical Neglect Physical Neglect	Yes	Child was found unresponsive in the home. Cause of death is SUID associated with co-sleeping and soft bedding.
Spotsylvania	4/21/2023	1/6/2021	2.3	M	W	Father	Physical Neglect	No	Child became unresponsive in the home. Cause of death is blunt force trauma to the head.

**B. TABLE OF CHILD DEATH INVESTIGATIONS WITH AN UNFOUNDED DISPOSITION**

*continued*

Locality	"Date of Death"	Date of Birth	Age (years)	Child Sex	Race	Abuser (s)	Abuse Type	Previous History	Summary (SUID stands for Sudden Unexpected Infant Death)
Pittsylvania	4/28/2023	4/28/2023	0.0	F	W	Mother	Physical Neglect	Yes	Child passed away in the hospital following birth. An autopsy was not conducted.
Prince William	4/29/2023	2/1/2023	0.2	F	Asian	Unknown	Physical Neglect	No	Child became unresponsive in the home. Cause of death is cardiopulmonary arrest with an underlying cause of Netherton syndrome.
Stafford	5/4/2023	1/25/2020	3.3	F	Asian	Mother	Physical Neglect	No	Child was found unresponsive in a river. Cause of death is drowning.
Portsmouth	5/5/2023	4/7/2023	0.1	F	AA	Mother	Physical Neglect	No	Child was found unresponsive in the home. Cause of death is SUID associated with unsafe sleep.
Portsmouth	5/10/2023	4/7/2023	0.1	F	AA	Mother	Physical Neglect	No	Child was found unresponsive in the home. Cause of death is SUID.
Hampton	5/14/2023	12/23/2022	0.4	F	W	Mother	Physical Abuse	No	Child was found unresponsive in the home. Cause of death is SUID associated with unsafe sleep surface, viral respiratory infection, and history of slow weight gain.
Virginia Beach	5/28/2023	2/7/2023	0.3	F	AA	Mother Father	Physical Neglect Physical Neglect	No	Child was found unresponsive in the home. Cause of death is SUID associated with unsafe sleep and co-sleeping.
Roanoke	5/29/2023	5/9/2023	0.1	M	AA	Mother	Physical Neglect	Yes	Child was found unresponsive in the home. Cause of death is SUID.
Virginia Beach	6/5/2023	10/2/2022	0.3	M	AA	Father Father's paramour	Physical Neglect Physical Neglect	Yes	Child was found unresponsive in the home. Cause of death is undetermined.
Virginia Beach	6/14/2023	3/14/2021	2.3	M	Unk	Mother Mother	Physical Neglect	No	Child was found unresponsive in the home. Cause of death is sudden explained death in childhood associated with epiglottitis, tracheobronchitis, and possible anaphylaxis.
Sussex	6/19/2023	10/26/2013	9.6	F	AA	Stepparent	Physical Neglect	No	Child was found unresponsive in a relative's pool. Cause of death is drowning.
Giles	6/21/2023	6/21/2023	0.0	M	W	Father	Physical Neglect	Yes	Child was born and deceased on the same date. Cause of death is extreme prematurity due to complication of acute chorioamnionitis.
Henrico	6/24/2023	6/23/2023	0.0	M	W	Mother	Physical Neglect	No	Child passed away in the hospital following birth. The cause of death is complications of prematurity.
Alexandria	6/28/2023	4/14/2020	3.2	M	W	Mother Aunt	Physical Neglect Physical Neglect	No	Child was found unresponsive in the home. Cause of death is multiple blunt force injuries.
Albemarle	6/28/2023	4/20/2010	13.2	M	W	Mother	Physical Neglect	Yes	Child was found unresponsive in the home. Cause of death is self-inflicted gunshot wound.