



CHILD AND FAMILY SERVICES REVIEWS

Virginia

FINAL REPORT

2026



This page is intentionally blank.

Final Report: Virginia Child and Family Services Review

INTRODUCTION

This document presents the findings of the Child and Family Services Review (CFSR) for the state of Virginia. The CFSRs enable the Children’s Bureau (CB) to: (1) ensure conformity with certain federal child welfare requirements; (2) determine what is happening to children and families as they are engaged in child welfare services; and (3) assist states in enhancing their capacity to help children and families achieve positive outcomes. Federal law and regulations authorize the CB, within the U.S. Department of Health and Human Services’ Administration for Children and Families, to administer the review of child and family services programs under titles IV-B and IV-E of the Social Security Act. The CFSRs are structured to help states identify strengths and areas needing improvement in their child welfare practices and programs as well as institute systemic changes that will improve child and family outcomes.

The findings for Virginia are based on:

- The Statewide Assessment prepared by the Virginia Department of Social Services (VDSS) and submitted to the CB on August 1, 2025. The Statewide Assessment is the state’s analysis of its performance on outcomes and the functioning of systemic factors in relation to title IV-B and IV-E requirements and the title IV-B Child and Family Services Plan.
- The February 2025 State Data Profile, prepared by the CB, which provides the state’s Risk-Standardized Performance (RSP) compared to national performance on 7 statewide data indicators.
- The results of case reviews of 70 cases (40 foster care, 3 in-home services, and 27 in-home-differential/alternative response) conducted via a State-Led Review process in Virginia from October 1, 2025, through March 31, 2026, examining case practices in October 2024 through March 2026.
- Interviews and focus groups with state stakeholders and partners, which included:
 - Attorneys for the agency
 - Attorneys for the children and parents
 - Judges
 - VDSS Division and statewide agency leadership and Program Managers
 - VDSS supervisors and caseworkers
 - VDSS Data and SafeMeasures Report staff
 - VDSS Licensing staff
 - Foster and adoptive parents
 - State licensed/approved childcare facility staff
 - Parent Advisory Council members
 - Parent
 - Youth
 - Service providers
 - Children’s Services Act (CSA) Coordinators
 - Department of Behavioral Health and Developmental Services and Office of Children’s Services staff

Background Information

The Round 4 CFSR assesses state performance with regard to substantial conformity with 7 child and family outcomes and 7 systemic factors. Each outcome incorporates 1 or more of the 18 items included in the case review, and each item is rated as a Strength or Area Needing Improvement based on an evaluation of certain child welfare practices and processes in the cases reviewed in the state. With two exceptions, an item is assigned an overall rating of Strength if 90% or more of the applicable cases reviewed were rated as a Strength. Because Item 1 is the only item for Safety Outcome 1 and Item 16 is the only item for Well-Being Outcome 2, the requirement of a 95% Strength rating applies to those items. For a state to be in substantial

conformity with a particular outcome, 95% or more of the cases reviewed must be rated as having substantially achieved the outcome. In addition, for Safety Outcome 1 and Permanency Outcome 1, the state’s RSP on applicable statewide data indicators must be better than or no different than national performance. This determination for substantial conformity is based on the data profile transmitted to the state to signal the start of that state’s CFSR. The state’s RSP in subsequent data profiles will be factored into the determination of indicators required to be included in the state’s Program Improvement Plan (PIP).

Eighteen items are considered in assessing the state’s substantial conformity with the 7 systemic factors. Each item reflects a key federal program requirement relevant to the Child and Family Services Plan (CFSP) for that systemic factor. An item is rated as a Strength or an Area Needing Improvement based on how well the item-specific requirement is functioning. A determination of the rating is based on information provided by the state to demonstrate the functioning of the systemic factor in the Statewide Assessment and, as needed, from interviews with stakeholders and partners. For a state to be in substantial conformity with the systemic factors, no more than 1 of the items associated with the systemic factor can be rated as an Area Needing Improvement. For systemic factors that have only 1 item associated with them, that item must be rated as a Strength for a determination of substantial conformity. An overview of the pathways to substantial conformity for the CFSR outcomes and systemic factors is in Appendix B of the Round 4 *CFSR Procedures Manual*.

The CB made several changes to the CFSR process, items, and indicators that are relevant to evaluating performance, based on lessons learned during the third round of reviews. As such, a state’s performance in the fourth round of the CFSRs may not be directly comparable to its performance in the third round.

I. SUMMARY OF PERFORMANCE

Virginia 2026 CFSR Assessment of Substantial Conformity for Outcomes and Systemic Factors

The CB has established high standards of performance for the CFSR based on the belief that because child welfare agencies work with our country’s most vulnerable children and families, only the highest standards of performance should be considered acceptable. The high standards ensure ongoing attention to achieving positive outcomes for children and families regarding safety, permanency, and well-being. This is consistent with the CFSR’s goal of promoting continuous improvement in performance on these outcomes. A state must develop and implement a PIP to address the areas of concern identified for each outcome or systemic factor for which the state is found not to be in substantial conformity. The CB recognizes that the kinds of systemic and practice changes necessary to bring about improvement in some outcome areas often take time to implement. The results of this CFSR are intended to serve as the basis for continued improvement efforts addressing areas where a state still needs to improve.

Table 1 provides a quick reminder of how case review items and statewide data indicators are combined to assess substantial conformity on each outcome:

Table 1. Outcomes, Case Review Items, and Statewide Data Indicators

Outcome	Case Review Item(s)	Statewide Data Indicators
Safety Outcome 1	Item 1	Maltreatment in foster care Recurrence of maltreatment
Safety Outcome 2	Items 2 and 3	N/A

Outcome	Case Review Item(s)	Statewide Data Indicators
Permanency Outcome 1	Items 4, 5, and 6	Permanency in 12 months for children entering foster care Permanency in 12 months for children in foster care 12–23 months Permanency in 12 months for children in care 24 months or more Reentry to foster care in 12 months Placement stability
Permanency Outcome 2	Items 7, 8, 9, 10, and 11	N/A
Well-Being Outcome 1	Items 12, 13, 14, and 15	N/A
Well-Being Outcome 2	Item 16	N/A
Well-Being Outcome 3	Items 17 and 18	N/A

Virginia was found in substantial conformity with none of the 7 outcomes.

The following 4 of the 7 systemic factors were found to be in substantial conformity:

- Statewide Information System
- Quality Assurance System
- Agency Responsiveness to the Community
- Foster and Adoptive Parent Licensing, Recruitment, and Retention

CB Comments on State Performance

VDSS is Virginia’s state agency responsible for administering child welfare programs. VDSS operates within the larger Virginia Social Services System, which is a partnership of four key organizations: the Virginia Department of Social Services; 120 Local Departments of Social Services (LDSS); the Virginia League of Social Services Executives, which represents the 120 LDSS; and the Virginia Community Action Partnership, an association of community action programs statewide. Virginia operates a state-supervised, locally administered social services system. At the state level, oversight is provided by the governor-appointed State Board of Social Services, which advises the Commissioner, adopts regulations, establishes employee training requirements and performance standards, and investigates licensed institutions. VDSS provides support through several key areas, including finance and general services, organizational development, information systems, legislative affairs, and local training and development. This structure reflects a collaborative approach between state oversight and local program delivery to serve Virginia’s children and families.

In 2017, during CFSR Round 3, VDSS participated in a State-Led Review. The review found that the state’s child welfare system was not in substantial conformity with federal requirements in all 7 outcome areas. Virginia was in substantial conformity with federal requirements in 4 of the 7 systemic factors. The CB approved Virginia’s Round 3 CFSR Program Improvement Plan (PIP) on April 1, 2019. The CB determined that the state successfully completed all required PIP strategies and achieved the associated measurement goals for all 7 outcomes on February 15, 2022.

The CB recognizes Virginia’s demonstrated strengths in child welfare practice and sees the Round 4 CFSR findings on placement stability, and foster and adoptive parent licensing, recruitment, and retention, as a timely opportunity to leverage the flexibilities outlined in CFSR Technical Bulletin (TB) #14. Consistent with TB #14, the CB encourages Virginia to opt in to the flexibilities offered in TB #14 and orient its program improvement efforts around the overarching goal of A Home for Every Child, with a specific focus on achieving, sustaining, or exceeding a 1:1 ratio of licensed foster homes to children in foster care.

Virginia's Round 4 State-Led Review was conducted from October 1, 2025, through March 31, 2026, with stakeholder interviews held virtually on March 16–19, 2026. Virginia was found not in substantial conformity with any of the 7 outcomes and 3 of the 7 systemic factors: Case Review System, Staff and Provider Training, and Service Array and Resource Development. Virginia is in substantial conformity with the other systemic factors: Statewide Information System, Quality Assurance System, Agency Responsiveness to the Community, and Foster and Adoptive Parent Licensing, Recruitment, and Retention.

Virginia's highest performing outcome during the Round 4 CF SR was Well-Being Outcome 2, Children receive appropriate services to meet their educational needs, with 92% of applicable cases rated as substantially achieved. In nearly all cases reviewed, the child's educational needs were formally or informally assessed, and services were provided to address the needs identified. For example, Individualized Educational Programs were usually in place; Best Interest Determinations were generally held, supporting educational stability; and developmental delays, when identified, were often addressed.

The next highest performing outcome was Safety Outcome 1, Children are, first and foremost, protected from abuse or neglect, with 79% of applicable cases rated as substantially achieved. This outcome includes case review performance and performance on statewide data indicators. In most of the cases reviewed, the agency made timely face-to-face contact with all children. However, several cases involved case-specific complexities, including four cases with multiple reports across the life of the case. Four cases assigned for a priority 3 response (40 business hours) and three cases assigned for a priority 1 response (24 calendar hours) were not initiated timely. In the February 2025 data profile used for the CF SR, Virginia performed better than national performance on each of the two statewide data indicator measures included in Safety Outcome 1, Maltreatment in Care, and Recurrence of Maltreatment.

Safety Outcome 2 evaluates how children are safely maintained in their homes whenever possible and appropriate. The item with the strongest performance in this outcome was Item 2, Services to Family to Protect Child(ren) in the Home and Prevent Removal or Re-entry into Foster Care. Of the 41 applicable cases for this item, 76% (31 cases) were rated as a Strength. Overall, substance use disorder was commonly cited as a reason families came to the attention of VDSS. While referrals were made for services, parents did not always follow through on them. For Item 3, Risk and Safety Assessment and Management, 64% of applicable cases were rated as a Strength. Of the 70 applicable cases, challenging areas identified for this item included safety-related incidents not adequately addressed by the agency in 13 cases. Ongoing safety and risk assessments were not completed in at least 22 cases. Virginia's CF SR data revealed a notable performance gap between foster care and in-home services cases in risk and safety management. Foster care cases demonstrated stronger overall performance, with 75% rated as a Strength compared to only 50% of in-home cases achieving this rating. Foster care cases demonstrated better assessment consistency. In-home cases showed consistent initial assessments but struggled with ongoing safety management, including inadequate safety plan monitoring.

Permanency Outcome 1 evaluates the stability and permanency of living arrangements for children in foster care. This was the lowest performing outcome in the review, with 25% of foster care cases rated as substantially achieved. Placement stability results reflected strong practice, with 83% of children experiencing either one stable placement or one planned move during the review period (Item 4). When unplanned moves did occur, they were generally made to address a child's mental health or behavioral needs. Permanency and concurrent goals were established in a timely manner and aligned with the child's needs in 74% of cases. Most children initially had reunification goals alongside concurrent guardianship goals. When reunification was no longer appropriate, it was discontinued and adoption was added as a concurrent goal alongside guardianship. However, in 26% of cases, permanency planning was delayed. Delays occurred when reunification or guardianship was maintained as a goal despite no longer being appropriate, or when adoption was not established as the goal until nearly 2 years after removal. While the review did not identify specific policy or practice barriers, it noted a few instances in which the court granted additional time for reunification or determined that sufficient time had already elapsed. This points to an opportunity to examine what supports or impedes timely permanency planning.

The outcome's overall rating was largely driven by limited agency and court efforts to achieve timely permanency, with 30% of cases receiving positive ratings for these efforts (Item 6). During the review period, eight children were reunified with their parents, with a median reunification time of 15 months, and eight children were adopted, with a median time to adoption of 26 months. Several reunification cases experienced delays due to inconsistent agency efforts to engage parents, make referrals to needed services, respond to barriers affecting parent participation, or plan for children's return home, including progressing toward unsupervised visitation. In most of these cases, court efforts to advance permanency were not noted, although a few indicated timely hearings. In several other cases, permanency appropriately shifted from reunification to adoption. However, only a small number of cases met, or were expected to meet, the federal 24-month guideline for finalizing adoptions. Two adoptions were finalized 29 and 58 months, respectively, after entry into care, and several children remained in care an average of 63 months while awaiting finalization. Delays stemmed from both agency and legal-judicial practices, including prolonged scheduling of termination of parental rights hearings, delays in trial court and appellate decisions, and late initiation of adoption recruitment referrals. Exploring opportunities for continued collaboration among judges, attorneys, and agency staff around common barriers and developing strategies to address them may support efforts to achieve timely permanency outcomes.

Permanency Outcome 2, which measures how well children in foster care are able to maintain family and other important connections, was substantially achieved in 60% of cases. Among the 5 items assessed, Placement With Siblings (Item 7) was the highest performing item. In 83% of applicable cases, siblings were placed together or efforts were made to do so. Virginia also performed well on Preserving Connections (Item 9). In 73% of applicable cases, efforts were made to maintain children's ties to extended family, friends, school, extracurricular activities, and the broader community. One of the lower performing items in this outcome was Item 11, Relationship of Child in Care With Parents. Of the applicable cases, 62% were rated as a Strength. The CFSR found that parents were not consistently included in key aspects of their children's lives, such as medical appointments or other important activities, and a lack of engagement with fathers led to limited opportunities to strengthen parent-child relationships beyond visitation.

Well-Being Outcome 1 was rated as substantially achieved in 36% of applicable cases. Under Item 12, the agency's performance on Sub-Item 12B, Needs Assessments and Services to Parents, affected the rating for the outcome and demonstrated that concerted efforts to assess and address parental needs were inconsistent. Overall, the agency demonstrated stronger performance in its engagement and work with mothers compared to fathers in foster care cases. However, case review results showed slightly stronger performance for fathers in in-home cases. Challenges were identified with incarcerated parents, which limited engagement and case planning opportunities. Findings indicated that adequate assessments with parents were not consistently conducted, which affected the provision of appropriate services. Additionally, a lack of consistent, meaningful caseworker visits with parents was also identified. Strong practice was identified in Sub-Item 12A, Needs Assessment and Services to Children, which received a 76% Strength rating. For Item 14, Caseworker Visits With Children, the frequency and quality of visits were found to be adequate in 74% of cases reviewed, resulting in a Strength rating. Often, visits were taking place in the home where goals and needs were discussed and explored. Item 15, Caseworker Visits With Parents, was rated as a Strength in 50% of applicable cases. Findings highlight the need to improve the frequency and quality of parent visit practices. While Virginia has focused on father engagement, more work is needed to ensure that visits with fathers are as frequent as visits with mothers and that visit quality is comparable.

Well-Being Outcome 3 includes Item 17, Physical Health of the Child, and Item 18, Mental/Behavioral Health of the Child. Fifty-three percent of applicable cases were rated as substantially achieved for this outcome. For Item 17, 70% of applicable cases were rated as a Strength. Case review findings found that children had regular physical check-ups and dental exams. Item 18 found that services were in place to meet the mental health needs of the child or youth in half of the applicable cases. However, several cases indicated that identified mental health needs for the child or youth were not met. Among applicable cases, both case types—foster care and in-home services—demonstrated strong assessment practices. Foster care cases accurately

assessed physical health needs in 85% of cases and dental needs in 82.5%, while in-home cases achieved 90% and 100%, respectively.

Service Array and Resource Development directly affects child and family outcomes in safety, permanency, and well-being. The Virginia Children’s Services Act (CSA) provides a single state pool of funds administered by the Office of Children’s Services to support services for eligible children, youth, and their families. Established in 1993, it consolidated eight funding streams from four state agencies into one locally administered fund. Two categories of children involved in the child welfare system are eligible for these funds: children who are “abused or neglected” and “children in need of services.” CSA funding supports foster care prevention, a full range of community-based and residential services for children in custody (including non-title IV-E maintenance), and independent living services. VDSS retains responsibility for managing and distributing title IV-E funds. CSA and local community funds are managed by local interagency teams that oversee services for at-risk children and youth, including those in foster care. Family Assessment and Planning Teams (FAPT) determine service needs for each child and family, while Community Policy and Management Teams handle broader resource planning. Interviews and case reviews identified barriers to service access—such as limited availability, waitlists, and inconsistent capacity to meet individualized needs—which delayed service delivery and affected permanency outcomes. Stakeholders reported varied experiences with the FAPT process, noting that both the process and available services lacked the flexibility needed to address individualized family and child needs. While the state has made progress in expanding services, continued efforts are needed to ensure that services are timely, accessible, and responsive across all regions. Addressing these gaps will require data-informed strategies, robust quality assurance practices, and ongoing collaboration with agency and community partners.

As Virginia addresses concerns highlighted in the CFSR, the state can build on key strengths identified in case reviews, including strong collaboration with educational and legal/judicial partners, including the Court Improvement Program, a commitment to cross-system partnerships, and diligent “Kin First” recruitment efforts. The recently launched Faster Families Highway platform further supports foster and adoptive family recruitment. Together, these strengths provide a solid foundation for Virginia’s PIP to drive targeted, sustainable improvements. The CB encourages Virginia to leverage the flexibilities afforded under TB #14 to frame its program improvement efforts around a cohesive, outcome-driven strategy centered on achieving and sustaining a 1:1 ratio of licensed foster homes to children in foster care. This approach is consistent with the intent of TB #14 to reduce administrative burden, strengthen continuous quality improvement, and focus state and federal partnerships on building and sustaining the capacity necessary to ensure that every child in Virginia has access to a safe, stable, and appropriate family home.

II. KEY FINDINGS RELATED TO OUTCOMES

For each outcome, we provide the state’s performance on the applicable statewide data indicators from the data profile that was transmitted to the state to signal the launch of the CFSR and performance summaries from the case review findings of the onsite review. CFSR statewide data indicators provide performance information on states’ child safety and permanency outcomes. The statewide data indicators are aggregate measures calculated using information that states report to the Adoption and Foster Care Analysis and Reporting System (AFCARS) and the National Child Abuse and Neglect Data System (NCANDS). For general information on the statewide data indicators and their use, see the National Child Welfare Center for Innovation and Advancement page, <https://ncwcia.childwelfare.gov/>. For a detailed description of the statewide data indicators, see CFSR Technical Bulletin #13A, <https://www.acf.hhs.gov/cb/training-technical-assistance/cfsr-technical-bulletin-13a>. Results have been rounded to the nearest whole number. A summary of the state’s performance for all outcomes and systemic factors is in Appendix A. Additional information on case review findings, including the state’s performance on case review item rating questions, is in the state’s practice performance report in Appendix B.

Safety Outcome 1: Children are, first and foremost, protected from abuse and neglect.

The CB determines whether a state is in substantial conformity based on the state’s Risk-Standardized Performance (RSP) on two statewide data indicators and the state’s performance on Item 1: Timeliness of initiating investigations of reports of child maltreatment.

The state’s policy requires that VDSS initiate responses to reports according to three priority levels:

Response 1: As soon as possible within 24 hours of the date and time of referral.

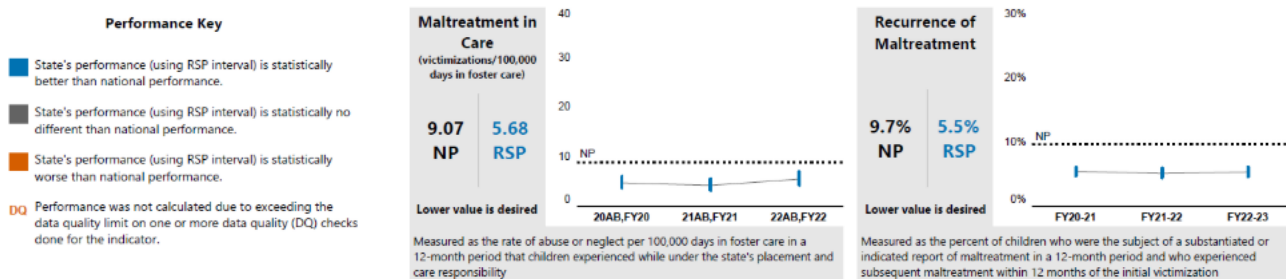
Response 2: As soon as possible within 48 hours of the date and time of referral.

Response 3: As soon as possible within 40 work hours of the date and time of the referral.

Statewide Data Indicators

The chart below shows the state’s performance from the February 2025 data profile that signaled the start of the statewide assessment process and was used to determine substantial conformity for Safety Outcome 1.

Figure 1. State’s Performance on Safety Outcome 1 Indicators



Case Review

Figure 2. Performance on Safety Outcome 1 and Supporting Items



Virginia was found not to be in substantial conformity with Safety Outcome 1:

- The state’s performance on the “maltreatment in foster care” data indicator was statistically better than national performance.
- The state’s performance on the “recurrence of maltreatment” data indicator was statistically better than national performance.
- Less than 95% of the cases were rated as a Strength on Item 1.

Notable Changes and Observations in Performance on the Safety Outcome 1 Data Indicators During Round 4

Table 2. Risk-Standardized Performance Compared to National Performance—Safety 1 Data Indicators

Statewide Data Indicator	Data Profile Transmitted With Statewide Assessment and Used to Determine Substantial Conformity	August 2025 Profile	February 2026 Profile	Inclusion in PIP?
Maltreatment in Foster Care	Better	Better	Better	No
Recurrence of Maltreatment in 12 months	Better	Better	Better	No

All results reported here are based on the February 2026 data profile and supplementary context data and thus may describe performance that is different from what is depicted in Figure 1 because that is from the February 2025 data profile, which was transmitted with the Statewide Assessment and used to determine substantial conformity.

Virginia’s RSP on both the Maltreatment in Foster Care and Recurrence of Maltreatment indicators continues to be statistically better than national performance. The following are notable observations for Virginia’s maltreatment-in-foster-care observed performance:

- In FY 2023, the number of days children were in care (denominator) decreased by 1.4% compared to FY 2022, while the number of victimizations in care (numerator) also decreased by 4.6%.
- Children aged 6 to 10 experienced the highest rate (6.11) of victimizations per 100,000 days of maltreatment in foster care compared to other age groups, and they accounted for a disproportionately high percentage of the victimizations. Children aged 6 to 10 accounted for 20.9% of the days in care but 30.6% of the victimizations in foster care.
- Children aged 11 to 16 also accounted for a disproportionately high percentage of the victimizations. Children aged 11 to 16 accounted for 39.5% of the days in care but 48.4% of the victimizations in foster care.

Virginia’s performance continues to be statistically better than national performance across all reporting periods on recurrence of maltreatment. The following are notable observations for Virginia’s recurrence of maltreatment observed performance:

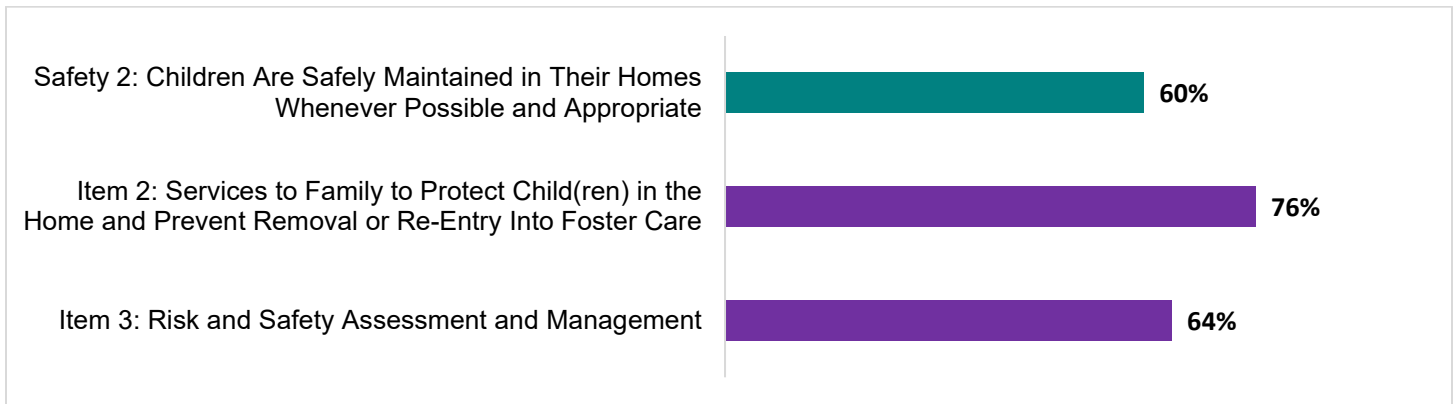
- The largest improvement was observed for children in the <1 year age group. In FY 2023–2024, performance for children under 1 year at initial victimization decreased to 2.2% from 4.8% in FY 2021–2022, a reduction of 2.6%. Within this age group, infants aged 4 to 11 months showed the greatest improvement, with recurrence rates declining from 5.6% to 2.7%, a 2.9% improvement.

Safety Outcome 2: Children are safely maintained in their homes whenever possible and appropriate.

The CB determines whether a state is in substantial conformity based on the state’s performance on Items 2 and 3.

Case Review

Figure 3. Performance on Safety Outcome 2 and Supporting Items



Virginia was found not to be in substantial conformity with Safety Outcome 2:

- Less than 95% of the cases reviewed were substantially achieved.
- Less than 90% of the cases were rated as a Strength on Item 2.
- Less than 90% of the cases were rated as a Strength on Item 3.

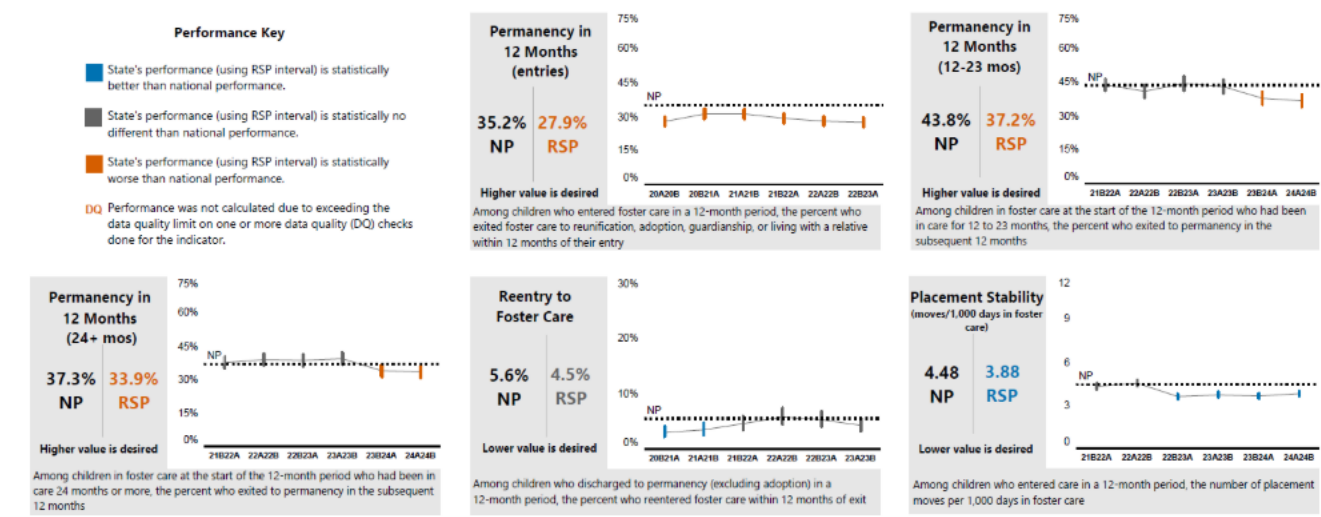
Permanency Outcome 1: Children have permanency and stability in their living situations.

The CB determines whether a state is in substantial conformity based on the state’s RSP on 5 statewide data indicators and the state’s performance on Items 4, 5, and 6.

Statewide Data Indicators

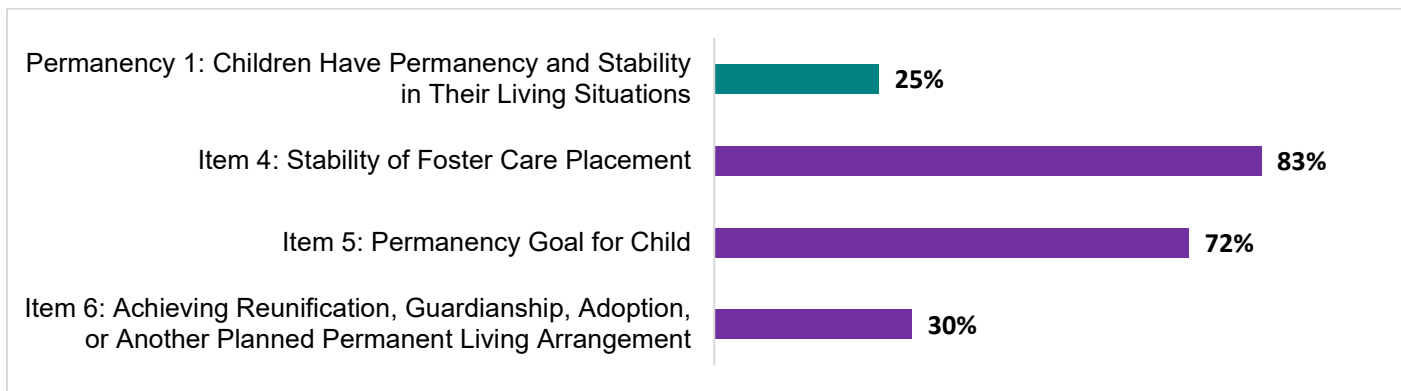
The chart below shows the state’s performance from the February 2025 data profile that signaled the start of the statewide assessment process and was used to determine substantial conformity for Permanency Outcome 1.

Figure 4. State’s Performance on Permanency Outcome 1 Indicators



Case Review

Figure 5. Performance on Permanency Outcome 1 and Supporting Items



Virginia was found not to be in substantial conformity with Permanency Outcome 1:

- The state’s performance on the “permanency in 12 months for children entering foster care” data indicator was statistically worse than national performance.
- The state’s performance on the “permanency in 12 months for children in foster care 12–23 months” data indicator was statistically worse than national performance.
- The state’s performance on the “permanency in 12 months for children in foster care 24 months or more” data indicator was statistically worse than national performance.
- The state’s performance on the “reentry to foster care in 12 months” data indicator was statistically no different than national performance.
- The state’s performance on the “placement stability” data indicator was statistically better than national performance. Less than 95% of the cases reviewed were substantially achieved.
- Less than 90% of the cases were rated as a Strength on Item 4.
- Less than 90% of the cases were rated as a Strength on Item 5.
- Less than 90% of the cases were rated as a Strength on Item 6.

Notable Changes and Observations in Performance on the Permanency Outcome 1 Data Indicators During Round 4

Table 3. Risk-Standardized Performance Compared to National Performance—Permanency 1 Data Indicators

Statewide Data Indicator	Data Profile Transmitted With Statewide Assessment and Used to Determine Substantial Conformity	August 2025 Profile	February 2026 Profile	Inclusion in PIP?
Permanency in 12 months for children entering care	Worse	Worse	Worse	Yes
Permanency in 12 months for children in care 12–23 months	Worse	Worse	<u>Worse</u>	Yes
Permanency in 12 months for children in care 24 months or more	Worse	Worse	<u>Worse</u>	Yes

Statewide Data Indicator	Data Profile Transmitted With Statewide Assessment and Used to Determine Substantial Conformity	August 2025 Profile	February 2026 Profile	Inclusion in PIP?
Reentry to foster care in 12 months	No Different	Better	Better	No
Placement stability	Better	Better	Better	No

All results reported here are based on the February 2026 data profile and supplementary context data and thus may describe performance that is different from what is depicted in Figure 4 because that is from the February 2025 data profile, which was transmitted with the Statewide Assessment and used to determine substantial conformity.

The latest available reporting periods for the statewide data indicators for Permanency in 12 Months (entries), Permanency in 12 Months (12–23 months), and Permanency in 12 Months (24+ months) all show performance that was statistically worse than national performance. However, Reentry to Foster Care and Placement Stability were statistically better than national performance.

The following are notable observations regarding the foster care entry rate, which is a component of measuring and understanding permanency in 12 months for children entering care.

- Virginia’s entry rate of 1.37 entries per 1,000 children is significantly lower than the national average of 2.28 entries per 1,000 children in the population. Virginia’s entry rate has been rising over the past 5 years, from 1.11 entries per 1,000 children in 2021 to 1.37 entries per 1,000 children in 2025. During that time, Virginia experienced a 22% increase in the number of foster care entries (2,105 entries in FY 2021 compared to 2,574 entries in FY 2025).
- The entry rates have risen for all age groups over the past 5 years, and children under the age of 1 at entry have the highest entry rate at 4.80 entries per 1,000 children in the population.
- While entries have increased, the percentage of children exiting to permanency within 12 months of entry has decreased during the 3 most recent reporting periods for this indicator.
- Fairfax County has a disproportionately low rate of exits to permanency within 12 months of entry. Fairfax County accounts for 4.2% of foster care entries but only 2.6% of exits to permanency within 12 months of entry.

Performance on the 2 statewide data indicators for later-term permanency—permanency in 12 months for children in foster care 12–23 months, and permanency in 12 months for children in foster care 24 months or more—, was statistically worse than national performance for each indicator in the most recent reporting year. The following are notable observations regarding Virginia’s observed performance.

- Overall performance on both indicators decreased over the 3 most recent reporting periods. Performance on permanency in 12 months for children in foster care 12–23 months declined from 41.8% in FY 2023 to 35% in FY 2024, with a slight increase back to 36.4% in FY 2025. Similarly, performance on permanency in 12 months for children in foster care 24 months or more declined from 38.6% in FY 2023 to 31.9% in FY 2024 but decreased further to 30% in FY 2025.
- Norfolk City has one of the highest numbers of children in care across all indicators, and its performance on the permanency indicators was consistently below statewide performance.

Virginia’s performance on the statewide data indicator for reentry to foster care was statistically better than national performance in the last 2 reporting periods and statistically no different than national performance in the 4 reporting periods before. The following are notable observations for Virginia’s reentry to foster care observed performance:

- Performance on this indicator improved from 5.7% in FY 2022 to 3.8% in FY 2024.
- Wise County also saw a decrease in reentry to foster care from 21.4% in FY 2022 to 5.0% in FY 2024.
- Roanoke City saw an increase in reentry to foster care from 2.1% in FY 2022 to 7.8% in FY 2023. Performance then improved to 0% in FY 2024.
- Norfolk City had a disproportionately high frequency of reentries. While Norfolk City represented 7.1% of total exits, it had 14% of the state’s reentries to care.

Performance on the statewide data indicator for placement stability was statistically better than national performance across all reporting periods. The following are notable observations for Virginia’s placement stability observed performance:

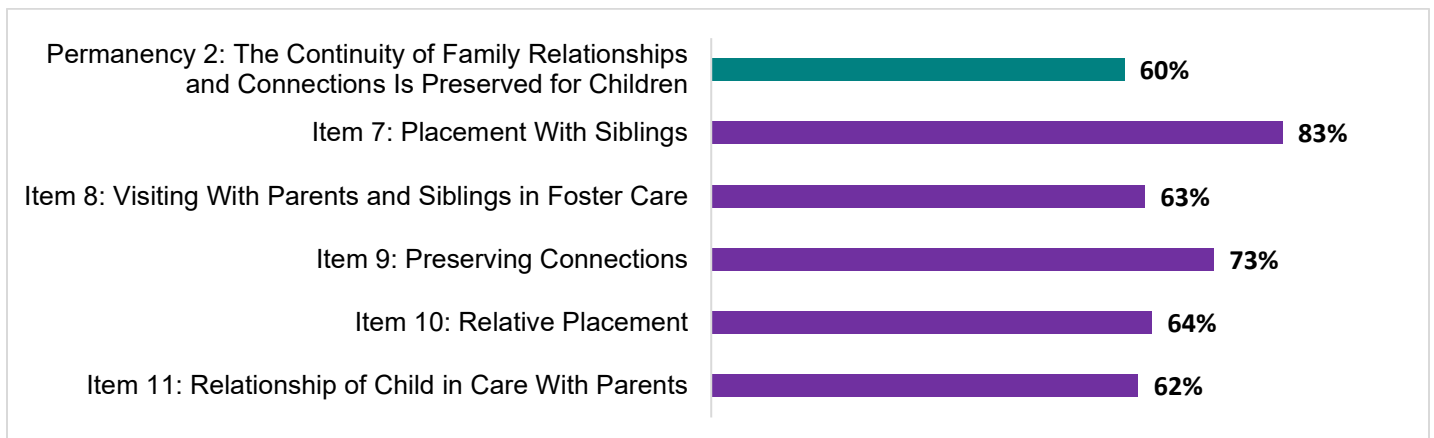
- Performance on this indicator remained relatively consistent over the 3-year period, decreasing slightly from a rate of 4.21 moves per 1,000 days in care in FY 2023 to 4.28 in FY 2024 but improving again to 3.78 in FY 2025.
- Among all age groups, children under 1 year at entry experienced the highest placement stability (2.18 moves per 1,000 days in care), while children aged 17 years at entry experienced the lowest placement stability (5.64 moves per 1,000 days in care), followed closely by children ages 11 to 16 at entry (4.91 moves per 1,000 days in care). Infants accounted for 18.1% of all days in foster care but only 10.5% of placement moves. Conversely, older teens (age 17) accounted for just 4.7% of days in care but 7.0% of placement moves, experiencing disruption at nearly three times the rate of infants. Children ages 11 to 16 at entry also experienced disproportionately high rates of disruption. While this age group accounted for 35.2% of total days in care, it accounted for 45.7% of moves.
- In FY 2025, Norfolk City accounted for 6.4% of the total days in care but only 5.1% of total moves. Conversely, Virginia Beach City accounted for 4.7% of total days in care but 6.9% of placement moves.

Permanency Outcome 2: The continuity of family relationships and connections is preserved for children.

The CB determines whether a state is in substantial conformity based on the state’s performance on Items 7, 8, 9, 10, and 11.

Case Review

Figure 6. Performance on Permanency Outcome 2 and Supporting Items



Virginia was found not to be in substantial conformity with Permanency Outcome 2:

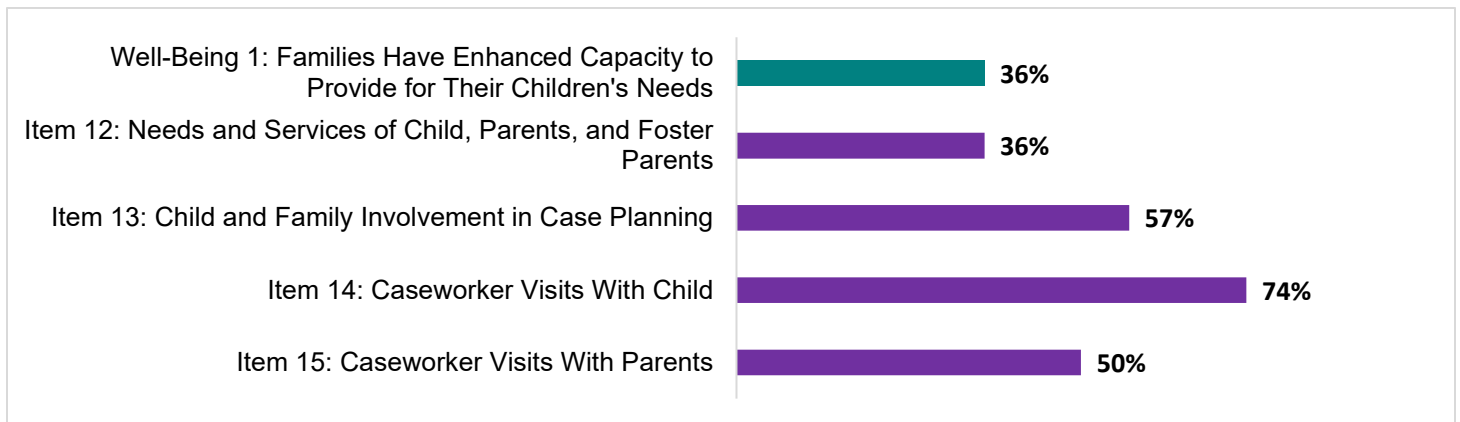
- Less than 95% of the cases reviewed were substantially achieved.
- Less than 90% of the cases were rated as a Strength on Item 7.
- Less than 90% of the cases were rated as a Strength on Item 8.
- Less than 90% of the cases were rated as a Strength on Item 9.
- Less than 90% of the cases were rated as a Strength on Item 10.
- Less than 90% of the cases were rated as a Strength on Item 11.

Well-Being Outcome 1: Families have enhanced capacity to provide for their children’s needs.

The CB determines whether a state is in substantial conformity based on the state’s performance on Items 12, 13, 14, and 15.

Case Review

Figure 7. Performance on Well-Being Outcome 1 and Supporting Items



Virginia was found not to be in substantial conformity with Well-Being Outcome 1:

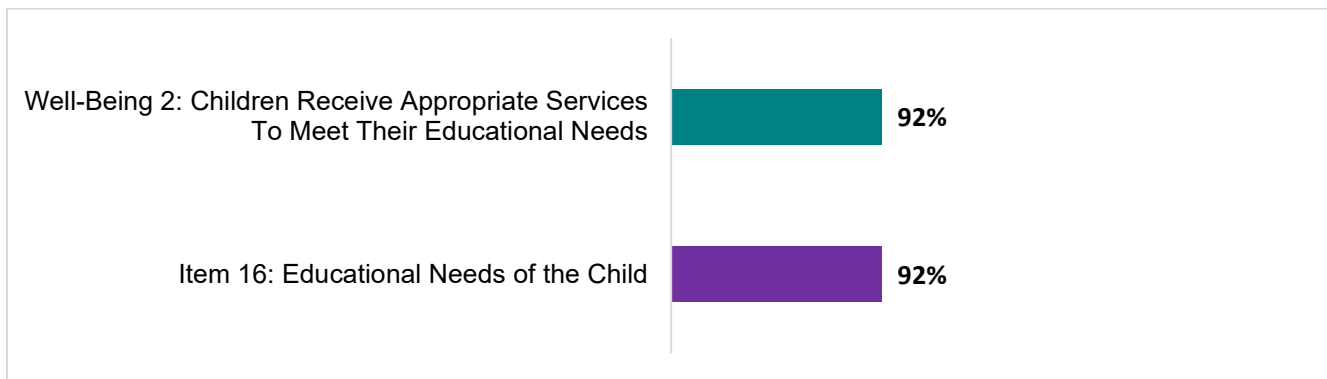
- Less than 95% of the cases reviewed were substantially achieved.
- Less than 90% of the cases were rated as a Strength on Item 12.
 - Less than 90% of the cases were rated as a Strength on Sub-Item 12A.
 - Less than 90% of the cases were rated as a Strength on Sub-Item 12B.
 - Less than 90% of the cases were rated as a Strength on Sub-Item 12C.
- Less than 90% of the cases were rated as a Strength on Item 13.
- Less than 90% of the cases were rated as a Strength on Item 14.
- Less than 90% of the cases were rated as a Strength on Item 15.

Well-Being Outcome 2: Children receive appropriate services to meet their educational needs.

The CB determines whether a state is in substantial conformity based on the state’s performance on Item 16.

Case Review

Figure 8. Performance on Well-Being Outcome 2 and Supporting Items



Virginia was found not to be in substantial conformity with Well-Being Outcome 2:

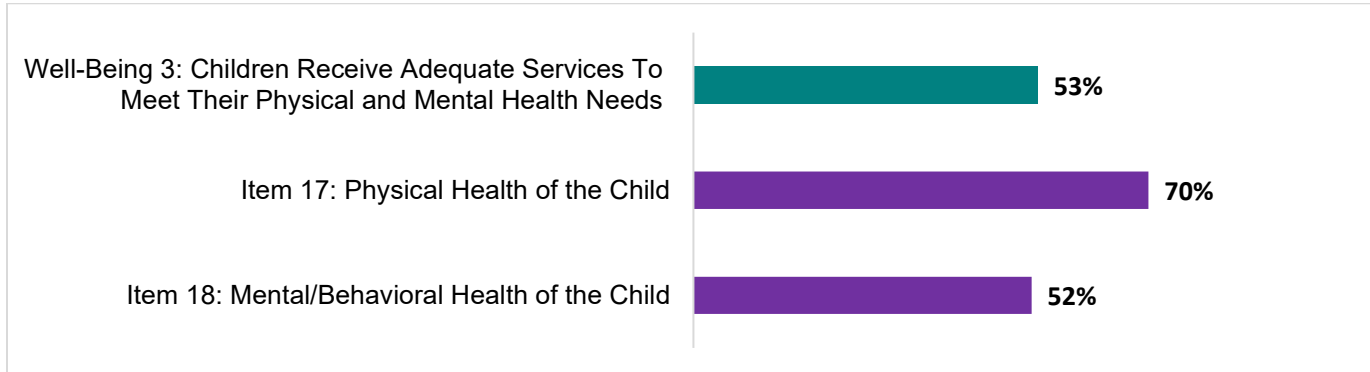
- Less than 95% of the cases were rated as a Strength on Item 16.

Well-Being Outcome 3: Children receive adequate services to meet their physical and mental health needs.

The CB determines whether a state is in substantial conformity based on the state's performance on Items 17 and 18.

Case Review

Figure 9. Performance on Well-Being Outcome 3 and Supporting Items



Virginia was found not to be in substantial conformity with Well-Being Outcome 3:

- Less than 95% of the cases reviewed were substantially achieved.
- Less than 90% of the cases were rated as a Strength on Item 17.
- Less than 90% of the cases were rated as a Strength on Item 18.

III. KEY FINDINGS RELATED TO SYSTEMIC FACTORS

The CB determines whether a state is in substantial conformity with federal requirements for the 7 systemic factors based on the level of functioning of each systemic factor across the state. The CB determines substantial conformity with the systemic factors based on ratings for the item or items within each factor. Performance on 5 of the 7 systemic factors is determined based on ratings for multiple items or plan requirements. For a state to be found in substantial conformity with these systemic factors, the CB must find that no more than 1 of the required items for that systemic factor fails to function as required. For a state to be found in substantial conformity with the 2 systemic factors that are determined based on the rating of a single item, the CB must find that the item is functioning as required. For each systemic factor below, we provide performance summaries and a determination of whether the state is in substantial conformity with that systemic factor. In addition, we provide ratings for each item.

Statewide Information System

The CB determines whether a state is in substantial conformity based on the state’s performance on Item 19.

Item	Rating
Item 19: Statewide Information System	Strength

Virginia was found to be in substantial conformity with the systemic factor of Statewide Information System.

Item 19: Statewide Information System

Description of Systemic Factor Item: The statewide information system is functioning statewide to ensure that, at a minimum, the state can readily identify the status, demographic characteristics, location, and goals for the placement of every child who is (or, within the immediately preceding 12 months, has been) in foster care.

- Virginia received an overall rating of Strength for Item 19 based on information from the Statewide Assessment.
- Information and data indicate that Virginia has implemented a statewide information system, the Online Automated Services Information System (OASIS), which captures all required child-level data elements and supports statewide reporting and case management. OASIS collects comprehensive information, including demographics, placement history, case plan goals, court hearings, termination of parental rights, and funding sources. The system also provides a wide range of standardized reports that can be accessed at the statewide, regional, and local levels to support case monitoring and management. In addition, the state has established clear policies requiring timely data entry and case updates, and utilizes multiple data quality monitoring tools, including AFCARS and NCANDS validation processes, SafeMeasures reports, and Quality Assurance and Accountability reviews, to ensure data accuracy and completeness.

Case Review System

The CB determines whether a state is in substantial conformity based on the state’s performance on Items 20, 21, 22, 23, and 24.

Items	Rating
Item 20: Written Case Plan	Area Needing Improvement
Item 21: Periodic Reviews	Area Needing Improvement
Item 22: Permanency Hearings	Strength
Item 23: Termination of Parental Rights	Area Needing Improvement

Items	Rating
Item 24: Notice of Hearings and Reviews to Caregivers	Area Needing Improvement

Virginia was found not to be in substantial conformity with the systemic factor of Case Review System.

Item 20: Written Case Plan

Description of Systemic Factor Item: The case review system is functioning statewide to ensure that each child has a written case plan that is developed jointly with the child’s parent(s) and includes the required provisions.

- Virginia received an overall rating of Area Needing Improvement for Item 20 based on information from the Statewide Assessment.
- Data and information submitted did not demonstrate that each child had a written case plan that was jointly developed with the child’s parents. Virginia’s policies and practices support children in foster care having case plans that are jointly developed with parents, but joint development with parents is not routinely ensured statewide. The data demonstrated disparities in engagement, particularly for fathers.

Item 21: Periodic Reviews

Description of Systemic Factor Item: The case review system is functioning statewide to ensure that a periodic review for each child occurs no less frequently than once every 6 months, either by a court or by administrative review.

- Virginia received an overall rating of Area Needing Improvement for Item 21 based on information from the Statewide Assessment and stakeholder interviews.
- Data and information collected demonstrated that initial periodic reviews were routinely being held within 6 months from the date the child entered foster care. However, the data and information did not demonstrate that subsequent periodic reviews, including administrative panel reviews, were routinely occurring every 6 months thereafter.

Item 22: Permanency Hearings

Description of Systemic Factor Item: The case review system is functioning statewide to ensure that each child has a permanency hearing in a qualified court or administrative body that occurs no later than 12 months from the date the child entered foster care and no less frequently than every 12 months thereafter.

- Virginia received an overall rating of Strength for Item 22 based on information from the Statewide Assessment.
- Data and information collected demonstrated that permanency hearings were routinely being held within 12 months from the date the child entered foster care and at least every 12 months thereafter.

Item 23: Termination of Parental Rights

Description of Systemic Factor Item: The case review system is functioning statewide to ensure that the filing of termination of parental rights proceedings occurs in accordance with required provisions.

- Virginia received an overall rating of Area Needing Improvement for Item 23 based on information from the Statewide Assessment.
- Data and information provided did not demonstrate that termination of parental rights petitions were filed in accordance with federal timeframes.

Item 24: Notice of Hearings and Reviews to Caregivers

Description of Systemic Factor Item: The case review system is functioning to ensure that foster parents, pre-adoptive parents, and relative caregivers of children in foster care are notified of, and have a right to be heard in, any review or hearing held with respect to the child.

- Virginia received an overall rating of Area Needing Improvement for Item 24 based on information from the Statewide Assessment.
- Virginia has a statewide process in place to notify foster parents, pre-adoptive parents, and relative caregivers of periodic reviews and permanency hearings, which includes notice of the right to be heard. However, the data and information provided did not demonstrate that foster parents, pre-adoptive parents, and relative caregivers were routinely receiving notices. Virginia also lacks a routine process to track whether foster parents, pre-adoptive parents, and relative caregivers of children in foster care are receiving notification of periodic reviews and permanency hearings.

Quality Assurance System

The CB determines whether a state is in substantial conformity based on the state's performance on Item 25.

Item	Rating
Item 25: Quality Assurance System	Strength

Virginia was found to be in substantial conformity with the systemic factor of Quality Assurance System.

Item 25: Quality Assurance System

Description of Systemic Factor Item: The quality assurance system is functioning statewide to ensure that it (1) is operating in the jurisdictions where the services included in the Child and Family Services Plan (CFSP) are provided, (2) has standards to evaluate the quality of services (including standards to ensure that children in foster care are provided quality services that protect their health and safety), (3) identifies strengths and needs of the service delivery system, (4) provides relevant reports, and (5) evaluates implemented program improvement measures.

- Virginia received an overall rating of Strength for Item 25 based on information from the Statewide Assessment.
- Information and data indicate that Virginia has a comprehensive and statewide quality assurance system that operates across all jurisdictions. The system includes a structured CQI framework with integrated quality assurance, quality control, and quality improvement processes. Multiple review types, including title IV-E, CFSSR, and sub-recipient monitoring, are conducted regularly, and data tools such as SafeMeasures, Virginia Child Welfare Outcome Reports, and the Kin First Now dashboard are used to analyze performance and inform practice. Findings from these reviews are shared with local agencies and used to guide improvement efforts through corrective action plans, training, and technical assistance. The system includes mechanisms to evaluate service quality, identify strengths and needs, and monitor progress over time.

Staff and Provider Training

The CB determines whether a state is in substantial conformity based on the state's performance on Items 26, 27, and 28.

Items	Rating
Item 26: Initial Staff Training	Area Needing Improvement
Item 27: Ongoing Staff Training	Area Needing Improvement

Items	Rating
Item 28: Foster and Adoptive Parent Training	Strength

Virginia was found not to be in substantial conformity with the systemic factor of Staff and Provider Training.

Item 26: Initial Staff Training

Description of Systemic Factor Item: The staff and provider training system is functioning statewide to ensure that initial training is provided to all staff who deliver services pursuant to the CFSP that includes the basic skills and knowledge required for their positions.

- Virginia received an overall rating of Area Needing Improvement for Item 26 based on information from the Statewide Assessment.
- The state was not able to demonstrate that initial training consistently prepares staff with the skills and knowledge needed to effectively perform their duties. Virginia does not require completion of initial training prior to case assignment, and a significant portion of staff reported being assigned cases within the first weeks or months of employment. Additionally, only about half of staff reported that training fully prepared them for their role, and stakeholders identified concerns related to gaps in practical skill development, including communication, handling complex cases, and application of learning in real-world situations. These findings indicate that, while training is provided statewide, it does not consistently ensure that staff are adequately prepared to carry out their responsibilities, resulting in an Area Needing Improvement.

Item 27: Ongoing Staff Training

Description of Systemic Factor Item: The staff and provider training system is functioning statewide to ensure that ongoing training is provided for staff that addresses the skills and knowledge base needed to carry out their duties with regard to the services included in the CFSP.

- Virginia received an overall rating of Area Needing Improvement for Item 27 based on information from the Statewide Assessment.
- Information and data indicate that Virginia requires staff to complete 24 hours of ongoing training annually and provides a variety of training opportunities, including webinars, conferences, and subject-matter expert trainings. Data provided showed that most staff completed required training and found it relevant to their work. However, the state was not able to demonstrate consistent statewide tracking and oversight of ongoing training completion. Training participation appeared to be monitored primarily at the local level, and there was no centralized system to track completion or ensure compliance statewide. This also limited the state’s ability to evaluate the effectiveness of ongoing training and ensure consistency across jurisdictions.

Item 28: Foster and Adoptive Parent Training

Description of Systemic Factor Item: The staff and provider training system is functioning statewide to ensure that training is occurring statewide for current or prospective foster parents, adoptive parents, and staff of state licensed or approved facilities (that care for children receiving foster care or adoption assistance under title IV-E) that addresses the skills and knowledge base needed to carry out their duties with regard to foster and adopted children.

- Virginia received an overall rating of Strength for Item 28 based on information from the Statewide Assessment and stakeholder interviews.
- Information and data indicate that Virginia has established requirements for pre-service and ongoing training for resource parents, including approved curricula and core competencies. Training is required before approval, and completion is tracked locally. Data and information provided demonstrated improvement in caregivers’ perceptions of preparedness over time. Additionally, it demonstrated that

training routinely addresses the skills and knowledge base needed to carry out their duties regarding foster and adoptive children.

Service Array and Resource Development

The CB determines whether a state is in substantial conformity based on the state’s performance on Items 29 and 30.

Items	Rating
Item 29: Array of Services	Area Needing Improvement
Item 30: Individualizing Services	Area Needing Improvement

Virginia was found not to be in substantial conformity with the systemic factor of Service Array and Resource Development.

Item 29: Array of Services

Description of Systemic Factor Item: The service array and resource development system is functioning to ensure that the following array of services is accessible in all political jurisdictions covered by the CFSP: (1) services that assess the strengths and needs of children and families and determine other service needs, (2) services that address the needs of families in addition to individual children in order to create a safe home environment, (3) services that enable children to remain safely with their parents when reasonable, and (4) services that help children in foster and adoptive placements achieve permanency.

- Virginia received an overall rating of Area Needing Improvement for Item 29 based on information from the Statewide Assessment and stakeholder interviews.
- Information and data show that while the state has services available in many areas of the state to meet the needs of children and families, there are significant gaps in service availability and access across jurisdictions. There is a lack of available and accessible mental and behavioral health services across the state. There are also waitlists due to a limited number of available providers in parts of the state. Limited transportation and housing options present barriers for families and children. There are insufficient placement resources to address the needs of high-acuity youth and placements that can accommodate sibling groups.

Item 30: Individualizing Services

Description of Systemic Factor Item: The service array and resource development system is functioning statewide to ensure that the services in Item 29 can be individualized to meet the unique needs of children and families served by the agency.

- Virginia received an overall rating of Area Needing Improvement for Item 30 based on information from the Statewide Assessment and stakeholder interviews.
- Data and information gathered indicate that while Virginia has processes and tools in place to assess and identify individual needs and offers a variety of services and supports, the system does not consistently ensure that services are sufficiently individualized to meet those needs statewide. Service availability, funding limitations, and administrative processes, including the local Family Assessment and Planning Teams process, limit the ability to routinely individualize services for children and families statewide. There are challenges in identifying linguistically appropriate services.

Agency Responsiveness to the Community

The CB determines whether a state is in substantial conformity based on the state’s performance on Items 31 and 32.

Items	Rating
Item 31: State Engagement and Consultation With Stakeholders Pursuant to CFSP and APSR	Strength
Item 32: Coordination of CFSP Services With Other Federal Programs	Strength

Virginia was found to be in substantial conformity with the systemic factor of Agency Responsiveness to the Community.

Item 31: State Engagement and Consultation With Stakeholders Pursuant to CFSP and APSR

Description of Systemic Factor Item: The agency responsiveness to the community system is functioning statewide to ensure that, in implementing the provisions of the CFSP and developing related Annual Progress and Services Reports (APSRs), the state engages in ongoing consultation with Tribal representatives, consumers, service providers, foster care providers, the juvenile court, and other public and private child- and family-serving agencies and includes the major concerns of these representatives in the goals, objectives, and annual updates of the CFSP.

- Virginia received an overall rating of Strength for Item 31 based on information from the Statewide Assessment.
- Virginia has several methods and modalities for engaging a wide range of stakeholders in CFSP development and ongoing planning processes, including surveys, focus groups, and advisory meetings. These groups include local departments of social services, advisory councils, Tribal partners, youth and parent advisory groups, courts, and other state and community partners. The state has established structured processes for gathering and incorporating stakeholder input so feedback from these consultations can be included in the CFSP and APSRs. These efforts demonstrate that ongoing consultation and engagement across multiple system levels is routinely functioning statewide.

Item 32: Coordination of CFSP Services With Other Federal Programs

Description of Systemic Factor Item: The agency responsiveness to the community system is functioning statewide to ensure that the state’s services under the CFSP are coordinated with services or benefits of other federal or federally assisted programs serving the same population.

- Virginia received an overall rating of Strength for Item 32 based on information from the Statewide Assessment.
- Data and information provided demonstrate that Virginia collaborates with many federal and federally assisted programs throughout the state to ensure delivery of CFSP services for shared populations. Virginia coordinates services with multiple federal and state programs, including Supplemental Nutrition Assistance Program, Temporary Assistance for Needy Families, Medicaid, and Low-Income Home Energy Assistance Program. The state also has established partnerships and formal agreements with agencies, such as the Virginia Department of Juvenile Justice and the Virginia Department of Education, to support service coordination. Additionally, coordination is supported by cross-agency initiatives and task forces focused on specific populations and needs.

Foster and Adoptive Parent Licensing, Recruitment, and Retention

The CB determines whether a state is in substantial conformity based on the state’s performance on Items 33, 34, 35, and 36.

Items	Rating
Item 33: Standards Applied Equally	Strength
Item 34: Requirements for Criminal Background Checks	Strength
Item 35: Diligent Recruitment of Foster and Adoptive Homes	Strength

Items	Rating
Item 36: State Use of Cross-Jurisdictional Resources for Permanent Placements	Strength

Virginia was found to be in substantial conformity with the systemic factor of Foster and Adoptive Parent Licensing, Recruitment, and Retention.

Item 33: Standards Applied Equally

Description of Systemic Factor Item: The foster and adoptive parent licensing, recruitment, and retention system is functioning statewide to ensure that state standards are applied to all licensed or approved foster family homes or child care institutions receiving title IV-B or IV-E funds.

- Virginia received an overall rating of Strength for Item 33 based on information from the Statewide Assessment.
- Information and data provided indicate that Virginia has established standards for licensing foster and adoptive homes and monitors compliance through multiple mechanisms, including regional reviews, title IV-E reviews, and licensing inspections. Requirements include home studies, training, and ongoing monitoring of foster homes. The state also has processes for approving waivers and variances while maintaining safety standards. Monitoring activities, including regular home visits and inspections, support consistent application of standards.

Item 34: Requirements for Criminal Background Checks

Description of Systemic Factor Item: The foster and adoptive parent licensing, recruitment, and retention system is functioning statewide to ensure that the state complies with federal requirements for criminal background clearances as related to licensing or approving foster care and adoptive placements and has in place a case planning process that includes provisions for addressing the safety of foster care and adoptive placements for children.

- Virginia received an overall rating of Strength for Item 34 based on information from the Statewide Assessment.
- Information and data provided indicate that Virginia has clear requirements for criminal background checks for foster and adoptive parents and all adult household members. These include Federal Bureau of Investigation fingerprint checks, Child Protective Services registry checks, and sex offender registry searches, which must be completed prior to approval. Monitoring data show low error rates related to safety and compliance, and licensing inspections identify minimal background check violations. Additional safeguards, such as suspension policies and monitoring of residential facilities, support placement safety.

Item 35: Diligent Recruitment of Foster and Adoptive Homes

Description of Systemic Factor Item: The foster and adoptive parent licensing, recruitment, and retention system is functioning to ensure that the process for ensuring the diligent recruitment of potential foster and adoptive families who reflect the ethnic and racial diversity of children in the state for whom foster and adoptive homes are needed is occurring statewide.

- Virginia received an overall rating of Strength for Item 35 based on information from the Statewide Assessment.
- Information and data provided indicate that Virginia uses data-driven recruitment strategies, including the Foster Families Highway platform, to recruit foster and adoptive families. The state has prioritized kinship placements and uses data to assess alignment of foster parent demographics with children in care. Recent data improvements show that foster parent demographics generally reflect the racial and ethnic diversity of children in care. Recruitment efforts also include targeted strategies and child-specific recruitment tools.

Item 36: State Use of Cross-Jurisdictional Resources for Permanent Placements

Description of Systemic Factor Item: The foster and adoptive parent licensing, recruitment, and retention system is functioning to ensure that the process for ensuring the effective use of cross-jurisdictional resources to facilitate timely adoptive or permanent placements for waiting children is occurring statewide.

- Virginia received an overall rating of Strength for Item 36 based on information from the Statewide Assessment.
- Information and data indicate that Virginia has implemented a range of cross-jurisdictional resources and strategies to support timely adoptive and permanent placements for children. These include statewide recruitment and matching tools such as the Adoption Resource Exchange of Virginia and Faster Families Highway, child-specific recruitment efforts through Virginia Kids Belong, and partnerships with private agencies through Adoption Through Collaborative Partnerships. Additional initiatives, such as the KidSave Weekend Miracles™ program and the Collaborative Placement Program, focus on serving harder-to-place youth and expanding placement options across jurisdictions. The state also utilizes the National Electronic Interstate Compact Enterprise system to manage Interstate Compact on the Placement of Children cases and facilitates collaboration through borrowing and lending of resource homes across localities.

APPENDIX A

Summary of Virginia 2026 Child and Family Services Review Performance

I. Ratings for Safety, Permanency, and Well-Being Outcomes and Items and Performance on Statewide Data Indicators

Outcome Achievement: Outcomes may be rated as in substantial conformity or not in substantial conformity. 95% of the applicable cases reviewed must be rated as having substantially achieved the outcome for the state to be in substantial conformity with the outcome.

Item Achievement: Items may be rated as a Strength or as an Area Needing Improvement. For an overall rating of Strength, 90% of the cases reviewed for the item (with the exception of Item 1 and Item 16) must be rated as a Strength. Because Item 1 is the only item for Safety Outcome 1 and Item 16 is the only item for Well-Being Outcome 2, the requirement of a 95% Strength rating applies.

Statewide Data Indicators: For Safety Outcome 1 and Permanency Outcome 1, the state's performance is also considered against the national performance for each statewide data indicator. State performance may be statistically better, worse, or no different than the national performance. If a state did not provide the required data or did not meet the applicable item data quality limits, the CB did not calculate the state's performance for the statewide data indicator.

RSP (Risk-Standardized Performance) is derived from a multi-level statistical model, reflects the state's performance relative to states with similar children, and takes into account the number of children the state served, the age distribution of these children and, for some indicators, the state's entry rate. It uses risk adjustment to minimize differences in outcomes due to factors over which the state has little control and provides a fairer comparison of state performance against national performance.

RSP Interval is the 95% confidence interval estimate for the state's RSP. The values shown are the lower RSP and upper RSP of the interval estimate. The interval accounts for the amount of uncertainty associated with the RSP. For example, the CB is 95% confident that the true value of the RSP is between the lower and upper limit of the interval.

Data Period(s) Used refers to the initial 12-month period and the period(s) of data needed to follow the children to observe their outcomes. The FY or federal fiscal year refers to NCANDS data, which spans the 12-month period October 1–September 30. All other periods refer to AFCARS data. "A" refers to the 6-month period October 1–March 31. "B" refers to the 6-month period April 1–September 30. The 2-digit year refers to the calendar year in which the period ends.

SAFETY OUTCOME 1: CHILDREN ARE, FIRST AND FOREMOST, PROTECTED FROM ABUSE AND NEGLECT.

Data Element	Overall Determination	State Performance
Safety Outcome 1: Children are, first and foremost, protected from abuse and neglect.	Not in Substantial Conformity	79% Substantially Achieved
Item 1: Timeliness of investigations	Area Needing Improvement	79% Strength

DATA INDICATORS FOR SAFETY OUTCOME 1

Statewide Data Indicator	National Performance	Overall Determination	Direction of Desired Performance	RSP	RSP Interval	Data Period(s) Used
Maltreatment in foster care (victimizations per 100,000 days in care)	9.07	Better Than National Performance	Lower	5.68	4.48–7.2	22A–22B, FY22–23
Recurrence of maltreatment	9.7%	Better Than National Performance	Lower	5.5%	4.8%–6.3%	FY22–23

SAFETY OUTCOME 2: CHILDREN ARE SAFELY MAINTAINED IN THEIR HOMES WHENEVER POSSIBLE AND APPROPRIATE.

Data Element	Overall Determination	State Performance
Safety Outcome 2: Children are safely maintained in their homes whenever possible and appropriate.	Not in Substantial Conformity	60% Substantially Achieved
Item 2: Services to protect child(ren) in the home and prevent removal or re-entry into foster care	Area Needing Improvement	76% Strength
Item 3: Risk and safety assessment and management	Area Needing Improvement	64% Strength

PERMANENCY OUTCOME 1: CHILDREN HAVE PERMANENCY AND STABILITY IN THEIR LIVING SITUATIONS.

Data Element	Overall Determination	State Performance
Permanency Outcome 1: Children have permanency and stability in their living situations.	Not in Substantial Conformity	25% Substantially Achieved
Item 4: Stability of foster care placement	Area Needing Improvement	83% Strength
Item 5: Permanency goal for child	Area Needing Improvement	72% Strength
Item 6: Achieving reunification, guardianship, adoption, or another planned permanent living arrangement	Area Needing Improvement	30% Strength

DATA INDICATORS FOR PERMANENCY OUTCOME 1

Statewide Data Indicator	National Performance	Overall Determination	Direction of Desired Performance	RSP	RSP Interval	Data Period(s) Used
Permanency in 12 months for children entering foster care	35.2%	Worse Than National Performance	Higher	27.9%	26.0%–29.9%	22B–24B
Permanency in 12 months for children in foster care 12–23 months	43.8%	Worse Than National Performance	Higher	37.2%	34.4%–40.0%	24A–24B
Permanency in 12 months for children in foster care 24 months or more	37.3%	Worse Than National Performance	Higher	33.9%	31.3%–36.7%	24A–24B
Re-entry to foster care in 12 months	5.6%	No Different Than National Performance	Lower	4.5%	3.4%–5.8%	23A–24B
Placement stability (moves per 1,000 days in care)	4.48	Better Than National Performance	Lower	3.88	3.69–4.07	24A–24B

PERMANENCY OUTCOME 2: THE CONTINUITY OF FAMILY RELATIONSHIPS AND CONNECTIONS IS PRESERVED FOR CHILDREN.

Data Element	Overall Determination	State Performance
Permanency Outcome 2: The continuity of family relationships and connections is preserved for children.	Not in Substantial Conformity	60% Substantially Achieved
Item 7: Placement with siblings	Area Needing Improvement	83% Strength
Item 8: Visiting with parents and siblings in foster care	Area Needing Improvement	63% Strength
Item 9: Preserving connections	Area Needing Improvement	73% Strength
Item 10: Relative placement	Area Needing Improvement	64% Strength
Item 11: Relationship of child in care with parents	Area Needing Improvement	62% Strength

WELL-BEING OUTCOME 1: FAMILIES HAVE ENHANCED CAPACITY TO PROVIDE FOR THEIR CHILDREN'S NEEDS.

Data Element	Overall Determination	State Performance
Well-Being Outcome 1: Families have enhanced capacity to provide for their children's needs.	Not in Substantial Conformity	36% Substantially Achieved
Item 12: Needs and services of child, parents, and foster parents	Area Needing Improvement	36% Strength
Sub-Item 12A: Needs assessment and services to children	Area Needing Improvement	76% Strength
Sub-Item 12B: Needs assessment and services to parents	Area Needing Improvement	41% Strength
Sub-Item 12C: Needs assessment and services to foster parents	Area Needing Improvement	77% Strength
Item 13: Child and family involvement in case planning	Area Needing Improvement	57% Strength
Item 14: Caseworker visits with child	Area Needing Improvement	74% Strength
Item 15: Caseworker visits with parents	Area Needing Improvement	50% Strength

WELL-BEING OUTCOME 2: CHILDREN RECEIVE APPROPRIATE SERVICES TO MEET THEIR EDUCATIONAL NEEDS.

Data Element	Overall Determination	State Performance
Well-Being Outcome 2: Children receive appropriate services to meet their educational needs.	Not in Substantial Conformity	92% Substantially Achieved
Item 16: Educational needs of the child	Area Needing Improvement	92% Strength

WELL-BEING OUTCOME 3: CHILDREN RECEIVE ADEQUATE SERVICES TO MEET THEIR PHYSICAL AND MENTAL HEALTH NEEDS.

Data Element	Overall Determination	State Performance
Well-Being Outcome 3: Children receive adequate services to meet their physical and mental health needs.	Not in Substantial Conformity	53% Substantially Achieved
Item 17: Physical health of the child	Area Needing Improvement	70% Strength
Item 18: Mental/behavioral health of the child	Area Needing Improvement	52% Strength

II. Ratings for Systemic Factors

The CB determines whether a state is in substantial conformity with federal requirements for the 7 systemic factors based on the level of functioning of each systemic factor across the state. The CB determines substantial conformity with the

systemic factors based on ratings for the item or items within each factor. Performance on 5 of the 7 systemic factors is determined on the basis of ratings for multiple items or plan requirements. For a state to be found in substantial conformity with these systemic factors, the CB must find that no more than 1 of the required items for that systemic factor fails to function as required. For a state to be found in substantial conformity with the 2 systemic factors that are determined based on the rating of a single item, the CB must find that the item is functioning as required.

STATEWIDE INFORMATION SYSTEM

Data Element	Source of Data and Information	State Performance
Statewide Information System	Statewide Assessment	Substantial Conformity
Item 19: Statewide Information System	Statewide Assessment	Strength

CASE REVIEW SYSTEM

Data Element	Source of Data and Information	State Performance
Case Review System	Statewide Assessment and Stakeholder Interviews	Not in Substantial Conformity
Item 20: Written Case Plan	Statewide Assessment	Area Needing Improvement
Item 21: Periodic Reviews	Statewide Assessment and Stakeholder Interviews	Area Needing Improvement
Item 22: Permanency Hearings	Statewide Assessment	Strength
Item 23: Termination of Parental Rights	Statewide Assessment	Area Needing Improvement
Item 24: Notice of Hearings and Reviews to Caregivers	Statewide Assessment	Area Needing Improvement

QUALITY ASSURANCE SYSTEM

Data Element	Source of Data and Information	State Performance
Quality Assurance System	Statewide Assessment	Substantial Conformity
Item 25: Quality Assurance System	Statewide Assessment	Strength

STAFF AND PROVIDER TRAINING

Data Element	Source of Data and Information	State Performance
Staff and Provider Training	Statewide Assessment and Stakeholder Interviews	Not in Substantial Conformity
Item 26: Initial Staff Training	Statewide Assessment	Area Needing Improvement
Item 27: Ongoing Staff Training	Statewide Assessment	Area Needing Improvement
Item 28: Foster and Adoptive Parent Training	Statewide Assessment and Stakeholder Interviews	Strength

SERVICE ARRAY AND RESOURCE DEVELOPMENT

Data Element	Source of Data and Information	State Performance
Service Array and Resource Development	Statewide Assessment and Stakeholder Interviews	Not in Substantial Conformity
Item 29: Array of Services	Statewide Assessment and Stakeholder Interviews	Area Needing Improvement
Item 30: Individualizing Services	Statewide Assessment and Stakeholder Interviews	Area Needing Improvement

AGENCY RESPONSIVENESS TO THE COMMUNITY

Data Element	Source of Data and Information	State Performance
Agency Responsiveness to the Community	Statewide Assessment	Substantial Conformity
Item 31: State Engagement and Consultation With Stakeholders Pursuant to CFSP and APSR	Statewide Assessment	Strength
Item 32: Coordination of CFSP Services With Other Federal Programs	Statewide Assessment	Strength

FOSTER AND ADOPTIVE PARENT LICENSING, RECRUITMENT, AND RETENTION

Data Element	Source of Data and Information	State Performance
Foster and Adoptive Parent Licensing, Recruitment, and Retention	Statewide Assessment	Substantial Conformity
Item 33: Standards Applied Equally	Statewide Assessment	Strength
Item 34: Requirements for Criminal Background Checks	Statewide Assessment	Strength
Item 35: Diligent Recruitment of Foster and Adoptive Homes	Statewide Assessment	Strength
Item 36: State Use of Cross-Jurisdictional Resources for Permanent Placements	Statewide Assessment	Strength

APPENDIX B: PRACTICE PERFORMANCE REPORT Virginia CFSR (State-Led) 2026

The Practice Performance Report provides an aggregated summary of practice performance for all 18 items in the Onsite Review Instrument and Instructions (OSRI) for all approved and final cases from all the sites in the Virginia CFSR (State-Led) and includes a breakdown of performance by case type. Please refer to the Rating Criteria section at the end of each item in the OSRI to identify which responses to questions will result in a Strength rating. For more information on the OSRI, see

<https://www.cfsportal.acf.hhs.gov/resources/round-4-resources/cfsr-round-4-instruments-tools-and-guides>

Safety Outcome 1: Children are, first and foremost, protected from abuse and neglect.

Item 1: Timeliness of Initiating Investigations of Reports of Child Maltreatment

Practice Description	All Case Types— Performance of Applicable Cases
(Question 1A) Investigations or assessments were initiated in accordance with the state’s timeframes and requirements in cases.	96.55% (28 of 29)
(Question 1B) Face-to-face contact with the child(ren) who is (are) the subject of the report were made in accordance with the state’s timeframes and requirements in cases.	79.31% (23 of 29)
(Question 1C) Reasons for delays in initiation of investigations or assessments and/or face-to-face contact were due to circumstances beyond the control of the agency.	0% (0 of 6)
Item 1 Strength Ratings	79.31% (23 of 29)

Safety Outcome 2: Children are safely maintained in their homes whenever possible and appropriate.

Item 2: Services to Family to Protect Child(ren) in the Home and Prevent Removal or Re-Entry Into Foster Care

*In-Home Services Applicable Cases includes Family Support Applicable Cases

Practice Description	Foster Care— Performance of Applicable Cases	In-Home Services— Performance of Applicable Cases*	All Case Types— Performance of Applicable Cases
(Questions 2A and 2B) Agency made concerted efforts to provide or arrange for appropriate services for the family to protect the children and prevent their entry or reentry into foster care.	38.89% (7 of 18)	85.71% (18 of 23)	60.98% (25 of 41)

Practice Description	Foster Care— Performance of Applicable Cases	In-Home Services— Performance of Applicable Cases*	All Case Types— Performance of Applicable Cases
(Questions 2A and 2B) Although the agency did not make concerted efforts to provide or arrange for appropriate services for the family to protect the children and prevent their entry into foster care, the child(ren) was removed from the home because this action was necessary to ensure the child's safety.	22.22% (4 of 18)	Not Applicable	22.22% (4 of 18)
(Questions 2A and 2B) Agency did not make concerted efforts to provide services and the child was removed without providing appropriate services.	16.67% (3 of 18)	Not Applicable	16.67% (3 of 18)
(Questions 2A and 2B) Concerted efforts were not made to provide appropriate services to address safety/risk issues and the child(ren) remained in the home.	11.11% (2 of 18)	21.74% (5 of 23)	17.07% (7 of 41)
Item 2 Strength Ratings	72.22% (13 of 18)	78.26% (18 of 23)	75.61% (31 of 41)

Item 3: Risk and Safety Assessment and Management

Practice Description	Foster Care— Performance of Applicable Cases	In-Home Services— Performance of Applicable Cases*	All Case Types— Performance of Applicable Cases
(Question 3A1) There were no maltreatment allegations about the family that were not formally reported or formally investigated/assessed.	97.5% (39 of 40)	93.33% (28 of 30)	95.71% (67 of 70)
(Question 3A1) There were no maltreatment allegations that were not substantiated despite evidence that would support substantiation.	97.5% (39 of 40)	100% (30 of 30)	98.57% (69 of 70)
(Question 3A) The agency conducted an initial assessment that accurately assessed all risk and safety concerns.	88.89% (16 of 18)	77.77% (14 of 18)	83.33% (30 of 36)

Practice Description	Foster Care— Performance of Applicable Cases	In-Home Services— Performance of Applicable Cases*	All Case Types— Performance of Applicable Cases
(Question 3B) The agency conducted ongoing assessments that accurately assessed all risk and safety concerns.	82.5% (33 of 40)	50% (15 of 30)	68.57% (48 of 70)
(Question 3C) When safety concerns were present, the agency developed an appropriate safety plan with the family and continually monitored the safety plan as needed, including monitoring family engagement in safety-related services.	50% (6 of 12)	66.67% (10 of 15)	59.26% (16 of 27)
(Question 3D) There were no safety concerns pertaining to children in the family home that were not adequately or appropriately addressed by the agency.	58.82% (10 of 17)	62.5% (10 of 16)	60.61% (20 of 33)
(Question 3E) There were no concerns related to the safety of the target child in foster care during visitation with parent(s)/caregiver(s) or other family members that were not adequately or appropriately addressed by the agency.	93.1% (27 of 29)	Not Applicable	93.1% (27 of 29)
(Question 3F) There were no concerns for the target child's safety in the foster home or placement facility that were not adequately or appropriately addressed by the agency.	90% (36 of 40)	Not Applicable	90% (36 of 40)
Item 3 Strength Ratings	75% (30 of 40)	50% (15 of 30)	64.29% (45 of 70)

Permanency Outcome 1: Children have permanency and stability in their living situations.

Item 4: Stability of Foster Care Placement

Practice Description	Foster Care— Performance of Applicable Cases	All Case Types— Performance of Applicable Cases
(Question 4B) Placement changes for the child were planned by the agency in an effort to achieve the child's case goals or to meet the needs of the child.	58.33% (7 of 12)	58.33% (7 of 12)

Practice Description	Foster Care— Performance of Applicable Cases	All Case Types— Performance of Applicable Cases
(Question 4C) The child's current or most recent placement setting is stable.	90% (36 of 40)	90% (36 of 40)
Item 4 Strength Ratings	82.5% (33 of 40)	82.5% (33 of 40)

Item 5: Permanency Goal for Child

Practice Description	Foster Care— Performance of Applicable Cases	All Case Types— Performance of Applicable Cases
(Question 5A3) Permanency goal(s) is (are) specified in the case file.	100% (39 of 39)	100% (39 of 39)
(Question 5B) Permanency goals in effect during the period under review were established in a timely manner.	92.31% (36 of 39)	92.31% (36 of 39)
(Question 5C) Permanency goals in effect during the period under review were appropriate to the child's needs for permanency and to the circumstances of the case.	76.92% (30 of 39)	76.92% (30 of 39)
(Question 5D) Child has been in foster care for at least 15 of the most recent 22 months.	56.41% (22 of 39)	56.41% (22 of 39)
(Questions 5E) Child meets other Adoption and Safe Families Act criteria for termination of parental rights (TPR).	0% (0 of 17)	0% (0 of 17)
(Questions 5F and 5G) The agency filed or joined a TPR petition before the period under review (PUR) or in a timely manner during the PUR or an exception applied.	85.71% (18 of 21)	85.71% (18 of 21)
Item 5 Strength Ratings	71.79% (28 of 39)	71.79% (28 of 39)

Item 6: Achieving Reunification, Guardianship, Adoption, or Another Planned Permanent Living Arrangement

Practice Description	Foster Care— Performance of Applicable Cases	All Case Types— Performance of Applicable Cases
(Questions 6A4 and 6B) The agency and court made concerted efforts to achieve reunification in a timely manner.	100% (2 of 2)	100% (2 of 2)
(Questions 6A4 and 6B) The agency and court made concerted efforts to achieve guardianship in a timely manner.	100% (1 of 1)	100% (1 of 1)
(Questions 6A4 and 6B) The agency and court made concerted efforts to achieve adoption in a timely manner.	12.5% (1 of 8)	12.5% (1 of 8)
(Questions 6A4 and 6C) The agency and court made concerted efforts to place a child with a goal of Another Planned Permanent Living Arrangement (APPLA) in a living arrangement that can be considered permanent until discharge from foster care.	100% (1 of 1)	100% (1 of 1)

Practice Description	Foster Care— Performance of Applicable Cases	All Case Types— Performance of Applicable Cases
(Questions 6A4 and B or 6A4 and C) The agency and court made concerted efforts to achieve concurrent goals. If one of two concurrent goals was achieved during the period under review, rating is based on the goal that was achieved.	25% (7 of 28)	25% (7 of 28)
Item 6 Strength Ratings	30% (12 of 40)	30% (12 of 40)

Permanency Outcome 2: The continuity of family relationships and connections is preserved for children.

Item 7: Placement With Siblings

Practice Description	Foster Care— Performance of Applicable Cases	All Case Types— Performance of Applicable Cases
(Question 7A) The child was placed with all siblings who also were in foster care.	45.83% (11 of 24)	45.83% (11 of 24)
(Question 7B) When all siblings were not placed together, there was a valid reason for the child's separation from siblings in placement.	69.23% (9 of 13)	69.23% (9 of 13)
Item 7 Strength Ratings	83.33% (20 of 24)	83.33% (20 of 24)

Item 8: Visiting With Parents and Siblings in Foster Care

Practice Description	Foster Care— Performance of Applicable Cases	All Case Types— Performance of Applicable Cases
(Question 8A1) The usual frequency of visits between the child and mother was more than once a week.	4.35% (1 of 23)	4.35% (1 of 23)
(Question 8A1) The usual frequency of visits between the child and mother was once a week.	34.78% (8 of 23)	34.78% (8 of 23)
(Question 8A1) The usual frequency of visits between the child and mother was less than once a week but at least twice a month.	26.09% (6 of 23)	26.09% (6 of 23)
(Question 8A1) The usual frequency of visits between the child and mother was less than twice a month but at least once a month.	8.7% (2 of 23)	8.7% (2 of 23)
(Question 8A1) The usual frequency of visits between the child and mother was less than once a month.	13.04% (3 of 23)	13.04% (3 of 23)
(Question 8A1) Child never had visits with mother.	13.04% (3 of 23)	13.04% (3 of 23)
(Question 8A) Concerted efforts were made to ensure that the frequency of visitation between the mother and child was sufficient to maintain or promote the continuity of the relationship.	69.57% (16 of 23)	69.57% (16 of 23)
(Question 8C) Concerted efforts were made to ensure that the quality of visitation between the mother and child was sufficient to maintain or promote the continuity of the relationship.	80% (16 of 20)	80% (16 of 20)

Practice Description	Foster Care— Performance of Applicable Cases	All Case Types— Performance of Applicable Cases
(Questions 8A and 8C) The frequency and quality of visitation between the child and mother was sufficient to maintain and promote the continuity of the relationship.	65.22% (15 of 23)	65.22% (15 of 23)
(Question 8B1) The usual frequency of visits between the child and father was more than once a week.	5.88% (1 of 17)	5.88% (1 of 17)
(Question 8B1) The usual frequency of visits between the child and father was once a week.	35.29% (6 of 17)	35.29% (6 of 17)
(Question 8B1) The usual frequency of visits between the child and father was less than once a week but at least twice a month.	17.65% (3 of 17)	17.65% (3 of 17)
(Question 8B1) The usual frequency of visits between the child and father was less than twice a month but at least once a month.	11.76% (2 of 17)	11.76% (2 of 17)
(Question 8B1) The usual frequency of visits between the child and father was less than once a month.	17.65% (3 of 17)	17.65% (3 of 17)
(Question 8B1) Child never had visits with father.	11.76% (2 of 17)	11.76% (2 of 17)
(Question 8B) Concerted efforts were made to ensure that the frequency of visitation between the father and child was sufficient to maintain or promote the continuity of the relationship.	76.47% (13 of 17)	76.47% (13 of 17)
(Question 8D) Concerted efforts were made to ensure that the quality of visitation between the father and child was sufficient to maintain or promote the continuity of the relationship.	86.67% (13 of 15)	86.67% (13 of 15)
(Questions 8B and 8D) The frequency and quality of visitation between the child and father was sufficient to maintain and promote the continuity of the relationship.	76.47% (13 of 17)	76.47% (13 of 17)
(Question 8E1) The usual frequency of visits between the child and siblings in foster care was more than once a week.	23.08% (3 of 13)	23.08% (3 of 13)
(Question 8E1) The usual frequency of visits between the child and siblings in foster care was once a week.	23.08% (3 of 13)	23.08% (3 of 13)
(Question 8E1) The usual frequency of visits between the child and siblings in foster care was less than once a week but at least twice a month.	15.38% (2 of 13)	15.38% (2 of 13)
(Question 8E1) The usual frequency of visits between the child and siblings in foster care was less than twice a month but at least once a month.	15.38% (2 of 13)	15.38% (2 of 13)
(Question 8E1) The usual frequency of visits between the child and siblings in foster care was less than once a month.	7.69% (1 of 13)	7.69% (1 of 13)
(Question 8E1) Child never had visits with siblings in foster care.	15.38% (2 of 13)	15.38% (2 of 13)
(Question 8E) Concerted efforts were made to ensure that the frequency of visitation between the child and siblings in foster care was sufficient to maintain or promote the continuity of the relationship.	69.23% (9 of 13)	69.23% (9 of 13)
(Question 8F) Concerted efforts were made to ensure that the quality of visitation between the child and siblings in foster care was sufficient to maintain or promote the continuity of the relationship.	81.82% (9 of 11)	81.82% (9 of 11)

Practice Description	Foster Care— Performance of Applicable Cases	All Case Types— Performance of Applicable Cases
(Questions 8E and 8F) The frequency and quality of visitation with siblings in foster care was sufficient to maintain and promote the continuity of the relationship.	69.23% (9 of 13)	69.23% (9 of 13)
Item 8 Strength Ratings	63.33% (19 of 30)	63.33% (19 of 30)

Item 9: Preserving Connections

Practice Description	Foster Care— Performance of Applicable Cases	All Case Types— Performance of Applicable Cases
(Question 9A) Concerted efforts were made to maintain the child's important connections (for example, neighborhood, community, faith, language, extended family members including siblings who are not in foster care, Tribe, school, and/or friends).	72.5% (29 of 40)	72.5% (29 of 40)
Item 9 Strength Ratings	72.5% (29 of 40)	72.5% (29 of 40)

Item 10: Relative Placement

Practice Description	Foster Care— Performance of Applicable Cases	All Case Types— Performance of Applicable Cases
(Question 10A1) The child's current, or most recent, placement was with a relative.	15.38% (6 of 39)	15.38% (6 of 39)
(Question 10A2) The child's current or most recent placement with a relative was appropriate to the child's needs.	83.33% (5 of 6)	83.33% (5 of 6)
(Question 10B) Cases in which concerns existed due to a lack of concerted efforts to Identify maternal relatives.	69.23% (9 of 13)	69.23% (9 of 13)
(Question 10B) Cases in which concerns existed due to a lack of concerted efforts to Locate maternal relatives.	46.15% (6 of 13)	46.15% (6 of 13)
(Question 10B) Cases in which concerns existed due to a lack of concerted efforts to Inform maternal relatives.	69.23% (9 of 13)	69.23% (9 of 13)
(Question 10B) Cases in which concerns existed due to a lack of concerted efforts to Evaluate maternal relatives.	61.54% (8 of 13)	61.54% (8 of 13)
(Question 10C) Cases in which concerns existed due to a lack of concerted efforts to Identify paternal relatives.	63.64% (7 of 11)	63.64% (7 of 11)
(Question 10C) Cases in which concerns existed due to a lack of concerted efforts to Locate paternal relatives.	45.45% (5 of 11)	45.45% (5 of 11)
(Question 10C) Cases in which concerns existed due to a lack of concerted efforts to Inform paternal relatives.	72.73% (8 of 11)	72.73% (8 of 11)
(Question 10C) Cases in which concerns existed due to a lack of concerted efforts to Evaluate paternal relatives.	54.55% (6 of 11)	54.55% (6 of 11)
Item 10 Strength Ratings	64.1% (25 of 39)	64.1% (25 of 39)

Item 11: Relationship of Child in Care With Parents

Practice Description	Foster Care— Performance of Applicable Cases	All Case Types— Performance of Applicable Cases
(Question 11A) Concerted efforts were made to promote, support, and otherwise maintain a positive, nurturing relationship between the child in foster care and his or her mother.	65.22% (15 of 23)	65.22% (15 of 23)
(Question 11B) Concerted efforts were made to promote, support, and otherwise maintain a positive, nurturing relationship between the child in foster care and his or her father.	76.47% (13 of 17)	76.47% (13 of 17)
Item 11 Strength Ratings	61.54% (16 of 26)	61.54% (16 of 26)

Well-Being Outcome 1: Families have enhanced capacity to provide for their children's needs.

Item 12: Needs and Services of Child, Parents, and Foster Parents

Practice Description	Foster Care— Performance of Applicable Cases	In-Home Services— Performance of Applicable Cases*	All Case Types— Performance of Applicable Cases
Item 12 Strength Ratings	27.5% (11 of 40)	46.67% (14 of 30)	35.71% (25 of 70)

Sub-Item 12A: Needs Assessment and Services to Children

Practice Description	Foster Care— Performance of Applicable Cases	In-Home Services— Performance of Applicable Cases*	All Case Types— Performance of Applicable Cases
(Question 12A1) The agency conducted formal or informal initial and/or ongoing comprehensive assessments that accurately assessed the children's needs.	87.5% (35 of 40)	66.67% (20 of 30)	78.57% (55 of 70)
(Question 12A2) Appropriate services were provided to meet the children's needs.	92.31% (36 of 39)	88% (22 of 25)	90.63% (58 of 64)
Sub-Item 12A Strength Ratings	85% (34 of 40)	63.33% (19 of 30)	75.71% (53 of 70)

Sub-Item 12B: Needs Assessment and Services to Parents

Practice Description	Foster Care— Performance of Applicable Cases	In-Home Services— Performance of Applicable Cases*	All Case Types— Performance of Applicable Cases
(Question 12B1) The agency conducted formal or informal initial and/or ongoing comprehensive assessments that accurately assessed the mother's needs.	58.62% (17 of 29)	70% (21 of 30)	64.41% (38 of 59)

Practice Description	Foster Care— Performance of Applicable Cases	In-Home Services— Performance of Applicable Cases*	All Case Types— Performance of Applicable Cases
(Question 12B3) Appropriate services were provided to meet the mother's needs.	60.71% (17 of 28)	72.41% (21 of 29)	66.67% (38 of 57)
(Questions 12B1 and B3) Concerted efforts were made to assess and address the needs of mothers.	48.28% (14 of 29)	60% (18 of 30)	54.24% (32 of 59)
(Question 12B2) The agency conducted formal or informal initial and/or ongoing comprehensive assessments that accurately assessed the father's needs.	39.29% (11 of 28)	66.67% (12 of 18)	50% (23 of 46)
(Question 12B4) Appropriate services were provided to meet the father's needs.	40.74% (11 of 27)	75% (12 of 16)	53.49% (23 of 43)
(Questions 12B2 and 12B4) Concerted efforts were made to assess and address the needs of fathers.	28.57% (8 of 28)	66.67% (12 of 18)	43.48% (20 of 46)
Sub-Item 12B Strength Ratings	27.27% (9 of 33)	56.67% (17 of 30)	41.27% (26 of 63)

Sub-Item 12C: Needs Assessment and Services to Foster Parents

Practice Description	Foster Care— Performance of Applicable Cases	All Case Types— Performance of Applicable Cases
(Question 12C1) The agency adequately assessed the needs of the foster or pre-adoptive parents related to caring for children in their care on an ongoing basis.	82.86% (29 of 35)	82.86% (29 of 35)
(Question 12C2) The agency provided appropriate services to foster and pre-adoptive parents related to caring for children in their care.	76.47% (26 of 34)	76.47% (26 of 34)
Sub-Item 12C Strength Ratings	77.14% (27 of 35)	77.14% (27 of 35)

Item 13: Child and Family Involvement in Case Planning

Practice Description	Foster Care— Performance of Applicable Cases	In-Home Services— Performance of Applicable Cases*	All Case Types— Performance of Applicable Cases
(Question 13A) The agency made concerted efforts to actively involve the child in the case planning process.	86.96% (20 of 23)	78.95% (15 of 19)	83.33% (35 of 42)
(Question 13B) The agency made concerted efforts to actively involve the mother in the case planning process.	55.17% (16 of 29)	75.87% (22 of 29)	65.52% (38 of 58)

Practice Description	Foster Care— Performance of Applicable Cases	In-Home Services— Performance of Applicable Cases*	All Case Types— Performance of Applicable Cases
(Question 13C) The agency made concerted efforts to actively involve the father in the case planning process.	40.74% (11 of 27)	83.34% (15 of 18)	57.78% (26 of 45)
Item 13 Strength Ratings	44.74% (17 of 38)	73.33% (22 of 30)	57.35% (39 of 68)

Item 14: Caseworker Visits With Child

Practice Description	Foster Care— Performance of Applicable Cases	In-Home Services— Performance of Applicable Cases*	All Case Types— Performance of Applicable Cases
(Question 14A1) The typical pattern of visits between the caseworker and child(ren) was more than once a week.	0% (0 of 40)	0% (0 of 30)	0% (0 of 70)
(Question 14A1) The typical pattern of visits between the caseworker and child(ren) was once a week.	7.5% (3 of 40)	0% (0 of 30)	4.29% (3 of 70)
(Question 14A1) The typical pattern of visits between the caseworker and child(ren) was less than once a week but at least twice a month.	7.5% (3 of 40)	3.3% (1 of 30)	5.71% (4 of 70)
(Question 14A1) The typical pattern of visits between the caseworker and child(ren) was less than twice a month but at least once a month.	82.5% (33 of 40)	76.67% (23 of 30)	80% (56 of 70)
(Question 14A1) The typical pattern of visits between the caseworker and child(ren) was less than once a month.	2.5% (1 of 40)	20% (6 of 30)	10% (7 of 70)
(Question 14A1) Caseworker never had visits with child(ren).	0% (0 of 40)	0% (0 of 30)	0% (0 of 70)
(Question 14A) The typical pattern of visits between the caseworker and the child (ren) was sufficient.	92.5% (37 of 40)	80% (24 of 30)	87.14% (61 of 70)
(Question 14B) The quality of visits between the caseworker and the child(ren) was sufficient.	82.5% (33 of 40)	70% (21 of 30)	77.14% (54 of 70)
Item 14 Strength Ratings	82.5% (33 of 40)	63.33% (19 of 30)	74.29% (52 of 70)

Item 15: Caseworker Visits With Parents

Practice Description	Foster Care— Performance of Applicable Cases	In-Home Services— Performance of Applicable Cases*	All Case Types— Performance of Applicable Cases
(Question 15A1) The typical pattern of visits between the caseworker and mother was more than once a week.	0% (0 of 29)	0% (0 of 29)	0% (0 of 58)
(Question 15A1) The typical pattern of visits between the caseworker and mother was once a week.	10.34% (3 of 29)	3.44% (1 of 29)	6.9% (4 of 58)
(Question 15A1) The typical pattern of visits between the caseworker and mother was less than once a week but at least twice a month.	13.79% (4 of 29)	0% (0 of 29)	6.9% (4 of 58)
(Question 15A1) The typical pattern of visits between the caseworker and mother was less than twice a month but at least once a month.	24.14% (7 of 29)	68.97% (20 of 29)	46.55% (27 of 58)
(Question 15A1) The typical pattern of visits between the caseworker and mother was less than once a month.	44.83% (13 of 29)	27.59% (8 of 29)	36.21% (21 of 58)
(Question 15A1) Caseworker never had visits with mother.	6.9% (2 of 29)	0% (0 of 29)	3.45% (2 of 58)
(Question 15A2) The typical pattern of visits between the caseworker and the mother was sufficient.	48.28% (14 of 29)	72.41% (21 of 29)	62.07% (36 of 58)
(Question 15C) The quality of visits between the caseworker and the mother was sufficient.	59.26% (16 of 27)	78.57% (22 of 28)	69.09% (38 of 55)
(Questions 15A2 and 15C) Both the frequency and quality of caseworker visitation with the mother were sufficient.	44.83% (13 of 29)	68.97% (20 of 29)	56.9% (33 of 58)
(Question 15B1) The typical pattern of visits between the caseworker and father was more than once a week.	0% (0 of 27)	0% (0 of 18)	0% (0 of 45)
(Question 15B1) The typical pattern of visits between the caseworker and father was once a week.	7.41% (2 of 27)	0% (0 of 18)	4.44% (2 of 45)

Practice Description	Foster Care— Performance of Applicable Cases	In-Home Services— Performance of Applicable Cases*	All Case Types— Performance of Applicable Cases
(Question 15B1) The typical pattern of visits between the caseworker and father was less than once a week but at least twice a month.	3.7% (1 of 27)	5.56% (1 of 18)	4.44% (2 of 45)
(Question 15B1) The typical pattern of visits between the caseworker and father was less than twice a month but at least once a month.	25.93% (7 of 27)	61.11% (11 of 18)	40% (18 of 45)
(Question 15B1) The typical pattern of visits between the caseworker and father was less than once a month.	40.74% (11 of 27)	33.33% (6 of 18)	37.78% (17 of 45)
(Question 15B1) Caseworker never had visits with father.	22.22% (6 of 27)	0% (0 of 18)	13.33% (6 of 45)
(Question 15B2) The typical pattern of visits between the caseworker and the father was sufficient.	51.85% (14 of 27)	77.78% (14 of 18)	62.22% (28 of 45)
(Question 15D) The quality of visits between the caseworker and the father was sufficient.	57.14% (12 of 21)	72.22% (13 of 18)	64.1% (25 of 39)
(Question 15B2 and 15D) Both the frequency and quality of caseworker visitation with the father were sufficient.	40.74% (11 of 27)	72.22% (13 of 18)	53.33% (24 of 45)
Item 15 Strength Ratings	37.5% (12 of 32)	63.33% (19 of 30)	50% (31 of 62)

Well-Being Outcome 2: Children receive appropriate services to meet their educational needs.

Item 16: Educational Needs of the Child

Practice Description	Foster Care— Performance of Applicable Cases	In-Home Services— Performance of Applicable Cases*	All Case Types— Performance of Applicable Cases
(Question 16A) The agency made concerted efforts to accurately assess the children's educational needs.	93.94% (31 of 33)	83.33% (5 of 6)	92.31% (36 of 39)
(Question 16B) The agency made concerted efforts to address the children's educational needs through appropriate services.	93.1% (27 of 29)	83.33% (5 of 6)	91.43% (32 of 35)

Practice Description	Foster Care— Performance of Applicable Cases	In-Home Services— Performance of Applicable Cases*	All Case Types— Performance of Applicable Cases
Item 16 Strength Ratings	93.94% (31 of 33)	83.33% (5 of 6)	92.31% (36 of 39)

Well-Being Outcome 3: Children receive adequate services to meet their physical and mental health needs.

Item 17: Physical Health of the Child

Practice Description	Foster Care— Performance of Applicable Cases	In-Home Services— Performance of Applicable Cases*	All Case Types— Performance of Applicable Cases
(Question 17A1) The agency accurately assessed the children's physical health care needs.	85% (34 of 40)	90% (9 of 10)	86% (43 of 50)
(Question 17B1) The agency provided appropriate oversight of prescription medications for the physical health issues of the target child in foster care.	81.82% (9 of 11)	Not Applicable	81.82% (9 of 11)
(Question 17B2) The agency ensured that appropriate services were provided to the children to address all identified physical health needs.	85.29% (29 of 34)	90% (9 of 10)	86.36% (38 of 44)
(Question 17A2) The agency accurately assessed the children's dental health care needs.	82.5% (33 of 40)	100% (3 of 3)	83.72% (36 of 43)
(Question 17B3) The agency ensured that appropriate services were provided to the children to address all identified dental health needs.	75.76% (25 of 33)	66.67% (2 of 3)	75% (27 of 36)
Item 17 Strength Ratings	70% (28 of 40)	70% (7 of 10)	70% (35 of 50)

Item 18: Mental/Behavioral Health of the Child

Practice Description	Foster Care— Performance of Applicable Cases	In-Home Services— Performance of Applicable Cases*	All Case Types— Performance of Applicable Cases
(Question 18A) The agency accurately assessed the children's mental/behavioral health needs.	82.14% (23 of 28)	83.33% (15 of 18)	82.61% (38 of 46)

Practice Description	Foster Care— Performance of Applicable Cases	In-Home Services— Performance of Applicable Cases*	All Case Types— Performance of Applicable Cases
(Question 18B) The agency provided appropriate oversight of prescription medications for the mental/behavioral health issues of the target child in foster care.	61.11% (11 of 18)	Not Applicable	61.11% (11 of 18)
(Question 18C) The agency ensured that appropriate services were provided to the children to address all identified mental/behavioral health needs.	57.14% (16 of 28)	72.22% (13 of 18)	63.04% (29 of 46)
Item 18 Strength Ratings	39.29% (11 of 28)	72.22% (13 of 18)	52.17% (24 of 46)